

TOWN OF MONT VERNON

COMMUNITY INPUT SURVEY

Prepared by:

Tracy A. Fowler, M.A.
Andrew E. Smith, Ph.D.

The Survey Center
University of New Hampshire

June, 2011

The University of New Hampshire

Survey Center

The UNH Survey Center is an independent, non-partisan academic survey research organization and a division of the UNH College of Liberal Arts.

The Survey Center conducts telephone, mail, e-mail, Internet, and intercept surveys, as well as focus groups and other qualitative research for university researchers, government agencies, public non-profit organizations, private businesses, and media clients.

Our senior staff have over 40 years experience in designing and conducting custom research on a broad range of political, social, health care, and other public policy issues.

Dr. Andrew E. Smith, Director
UNH Survey Center
Huddleston Hall
Durham, New Hampshire 03824
603/862-2226 (voice)
603/862-1488 (FAX)
Andrew.Smith@unh.edu

Contents

Executive Summary	1
Figures	5
Appendix A: Detailed Tabular Results	A – 1
Appendix B: Open-ended Responses.....	B – 1
Appendix B: Questionnaire & Codebook.....	C – 1

EXECUTIVE SUMMARY

The University of New Hampshire Survey Center conducted a survey for the Town of Mont Vernon. The specific areas of interest are the attitudes and opinions of Mont Vernon residents about the community as part of the Master Plan process. Nine-hundred sixty-three (963) Mont Vernon households were sent a survey on May 16, 2011. Two hundred and four (204) Mont Vernon residents responded to the survey between May 16 and June 17, 2011; the response rate is 21 percent which is acceptable for a survey of this type. The following figures display survey results, detailed tabular results can be found in Appendix A, Appendix B contains the open ended responses, and Appendix C contains the survey instrument.

Demographic Description of Survey Respondents

- Mont Vernon residents who responded to this survey are representative of the Mont Vernon adult population on sex and household composition. **Table 1**
- Mont Vernon residents who responded to this survey are on average, older and more educated than Mont Vernon adults. **Table 1**

Moved to Mont Vernon Because...

- Nearly three quarters of Mont Vernon residents (72%) said they moved to Mont Vernon because of the quality of life, followed by its location (54%), visual appearance (46%), schools (33%), affordable housing (18%), job/employment (17%), recreation (9%), the tax structure (6%), born/raised in Mont Vernon (4%), and 12 percent stated some other reason. **Figure 1**
 - Residents who work within 10 to 25 miles say they moved to Mont Vernon for the quality of life.
 - Males, young adults (18 to 39), and those who have lived in Mont Vernon for 5 years or less are most likely to say they moved to Mont Vernon for its location.
 - Young adults (18 to 39), college graduates, households with children, those who work between 10 and 40 miles away and those who have lived in Mont Vernon and NH for 6 to 15 years are most likely to say they moved to Mont Vernon for the visual appearance.
 - Adults under 50 years old, households with children, those who have lived in Mont Vernon for 6 to 15 years, and those who have lived in NH for 6 to 25 years are most likely to say they moved to Mont Vernon for the schools.
 - Residents who work 40 miles or more from Mont Vernon are most likely to have moved to Mont Vernon for affordable housing.
 - Residents who have lived in NH for 6 to 15 years are most likely to say they moved to Mont Vernon for a job or employment.
 - Young adults (18 to 39) are most likely to say they moved to Mont Vernon for recreation.
 - Residents with technical school or some college are most likely to say they moved to Mont Vernon for its tax structure.

Town Services & Recreation

- Of the Mont Vernon residents who have used each of the listed services, two thirds (65%) rate the town's fire/rescue services as excellent, followed by transfer station/recycling (49%), police services (36%), Mont Vernon Village School facilities (34%), Town administration (30%), Daland library (29%), road maintenance (16%), public works (10%), and the Town website (5%). **Figure 2**
 - Older residents (70 or older), those with technical school or some college, those who work between 25 and 40 miles away and those who have lived in NH for 16 to 25 years are most likely to rate the transfer station and/or recycling as excellent.
 - Older residents (70 or older) are most likely to rate the police service as excellent.

- Residents between 50 and 59 years old are most likely to rate the Mont Vernon Village School facilities as excellent.
 - Older residents (70 or older), those with technical school or some college, and those who have lived in NH for 16 to 25 years are most likely to rate the Town administration as excellent.
 - Older residents (70 or older) and those who work within 10 miles are most likely to rate the road maintenance as excellent.
- Over half of Mont Vernon residents (59%) think recreational trails are needed in Mont Vernon (26% “greatly Needed” and 33% “Somewhat Needed”), 36 percent think additional playing fields are needed and 35 percent think fishing and hunting areas are needed. **Figure 3**
- Residents between 50 and 69 years old and those who have lived in NH for 6 to 15 years are most likely to think there is a need for recreational trails.
 - Females, adults between 40 and 49, households with children, and those who work within 10 miles are most likely to think there is a need for additional playing fields.
 - Males, adults between 50 and 59, those who work within 10 to 25 miles, and those who have lived in Mont Vernon for 16 to 25 years are most likely to think there is a need for fishing and hunting areas.

Development

- A majority of Mont Vernon residents favor home businesses (78%), followed by restaurants and food service (76%), small retail stores (71%), professional offices (64%), expanding existing businesses (63%), expanding limited commercial zoning (54%), and light manufacturing/technology business (44%). **Figure 4**
 - Residents who travel 25 to 40 miles for work are most likely to favor home businesses.
 - Females and those between 40 and 49 are most likely to favor restaurants and/or food service.
 - Residents who work within 10 to 40 miles and those who have lived in Mont Vernon for 5 years or less are most likely to favor small retail stores.
 - Residents who travel 25 to 40 miles for work and those who have lived in Mont Vernon for 5 years or less are most likely to favor expanding existing businesses.
 - Residents 60 or older, those with a technical school or some college, those who travel 25 to 40 miles for work and those who have lived in Mont Vernon for more than 25 years are most likely to favor light manufacturing and/or technology business.
- Approximately half of Mont Vernon residents (54%) favor upgrading existing municipal buildings (17% “Strongly Favor” and 36% “Favor”), followed by a new library (40%), expanding Village School to include K-8 (29%), and a new municipal building (17%). **Figure 5**
 - Residents who have lived in Mont Vernon for 5 years or less are most likely to favor expanding the village school to include k-8.
 - Residents who have lived in Mont Vernon for 5 years or less are most likely to favor new municipal building.
 - Older adults (70 or older) and those who have lived in Mont Vernon for 5 years or less are most likely to favor a new library.
 - Residents who have lived in Mont Vernon for 5 years or less are most likely to favor upgrading existing municipal buildings.

Town Priorities

- The vast majority of Mont Vernon residents (84%) place a high priority on controlling local property taxes (66% “Very High Priority” and 18% “High Priority”), followed by improving the educational system (42%), and improving the affordability of housing (27%). **Figure 6**
 - Older residents (70 or older, residents who usually vote and those who have lived in Mont Vernon for 25 years or more are most likely to place a high priority on improving the affordability of housing.
 - Females, residents 49 years old or younger, households with children, those who travel 25 to 40 miles for work and those who have lived in Mont Vernon for 5 years or less are most likely to place a high priority on improving the educational system.
- Nearly 8 out of 10 Mont Vernon residents (78%) place a high priority on protecting stream quality and drinking water supplies (54% “Very High Priority” and 24% “High Priority”), followed by protecting wildlife habitat (71%), preserving open spaces such as fields, forests, and farms (66%), protecting wetlands (61%), and protecting views of hills and mountainsides (60%). **Figure 7**
 - Adults between 50 and 69 and those who never or occasionally vote are most likely to place a high priority on protecting wildlife habitat.
 - Older adults (70 or older) are most likely to place a high priority on protecting wetlands.
 - Residents who never or occasionally vote are most likely to place a high priority on protecting views of hills and mountainsides.
- Nearly half of Mont Vernon residents (48%) place a high priority on encouraging alternative energy creation in Mont Vernon (29% “Very High Priority” and 19% “High Priority”), followed by improving road conditions (39%), eliminating construction of new private roads (23%), creating connected pedestrian walkways (23%), designating scenic roadways (22%), and paving gravel and/or dirt roads (18%). **Figure 8**
 - Households with children, those who never or occasionally vote, and those who travel 25 to 40 miles for work are most likely to place a high priority on improving road conditions.
 - Adults who have lived in NH for 6 to 15 years are most likely to place a high priority on creating connected pedestrian walkways.
 - Residents who travel 10 miles or less for work and those who have lived in Mont Vernon for 5 years or less are most likely to place a high priority on paving gravel and/or dirt roads.
 - Residents who travel 10 miles or less for work are most likely to place a high priority on eliminating construction of new private roads.
 - Adults between 60 and 69 years old and those who travel 10 miles or less for work or those who don’t travel at all for work are most likely to place a high priority on designating scenic roadways.
 - Females and those who have lived in Mont Vernon for 5 years or less are most likely to place a high priority on encouraging alternative energy creation in Mont Vernon.

Growth

- Nearly three-quarters of Mont Vernon residents (72%) are very concerned with the need to balance the Town budget against the tax rate with regard to growth in Mont Vernon. Other concerns with regard to growth are maintaining the existing character or flavor of the Town (46%), the loss of open space (45%), the too rapid increases in required Town services (36%), preserving historical sites and/or buildings (32%), the too rapid increase in school enrollment (32%), increased burden on emergency services (28%), and the future water needs of the Town (26%). **Figure 9**

- Adults who have lived in Mont Vernon for 5 years or less and those who have lived in Mont Vernon for 25 years or more are most likely to be very concerned with the need to balance Town budget against tax rate.
 - Older adults (70 or older) those who travel less than 10 miles to work, those who have lived in Mont Vernon for 25 years or more and those who have lived in NH for 16 to 25 years are most likely to be very concerned with the existing character or flavor of the Town.
 - Adults who have lived in NH for 16 to 25 years are most likely to be very concerned with the loss of open space.
 - Residents who have lived in New Hampshire for 16 to 25 years are most likely to be very concerned about the too rapid increases in required Town services.
 - Adults between 60 and 69 years old, those who never or occasionally vote, and those who have lived in NH for 16 to 25 years are most likely to be very concerned about the too rapid increase in school enrollment.
 - Residents who have lived in Mont Vernon for 25 years or more and those who have lived in NH for 16 to 25 years are most likely to be very concerned with the increased burden on emergency services.
 - Older residents (70 or older), those who never or occasionally vote, and those who have lived in Mont Vernon for 25 years or more are most likely to be very concerned with the future water needs of the Town.
- Less than half of Mont Vernon residents (44%) favor promoting the creation of village centers or clusters for higher density residential and commercial development (15% “Strongly Favor” and “29% Favor”), 35 percent favor permitting smaller single-family building lots as a bonus for creating affordable housing, 33 percent favor permitting increased residential density in the Town center and other built up areas, 27 percent favor permitting duplexes, 25 percent favor permitting mixed-use development, and 25 percent favor permitting apartments. **Figure 10**
 - Residents between 60 and 69 years old and those who have lived in Mont Vernon for 16 to 25 years are most likely to favor promoting the creation of village centers or clusters for higher density residential and commercial development.
 - Residents between 40 and 49 or 60 and 69, those who completed technical school or some college, and those who usually vote are most likely to favor permitting smaller single-family building lots as a bonus for creating affordable housing.
 - Residents between 60 and 69 and those who travel 25 to 40 miles for work are most likely to favor permitting increased residential density in the Town center and other built up areas.
 - Residents between 60 and 69 and those who completed technical school or some college are most likely to favor permitting duplexes.
 - Residents between 60 and 69, those who completed technical school or some college, and those who have lived in Mont Vernon for 16 to 25 years are most likely to favor permitting mixed-use development.
 - Residents between 60 and 69, those who have lived in Mont Vernon for 16 to 25 years, and those who have lived in NH for 16 to 25 years are most likely to favor permitting apartments.

Schools

- On average, only half of the respondents answered the questions on the Mont Vernon Village School (n~104). Of the Town residents who responded, 2 out of 5 (41%) rate the ability of MVVS to meet the space needs of its students as excellent, followed by 32 percent who rate the elementary school curriculum as excellent, 29 percent rate the building security as excellent, and 17 percent rate the athletics program as excellent. **Figure 11**

- Adults between 50 and 59, those who travel 10 to 25 miles for work, and those who have lived in Mont Vernon for 16 to 25 years are most likely to rate the ability of MVVS to meet the space needs of its students as excellent.
 - Males, those who are 50 to 59, those who travel 10 to 25 miles for work, and those who have lived in Mont Vernon for 16 to 25 years are most likely to rate the elementary school curriculum as excellent.
 - Adults between 50 and 59 and those who have lived in Mont Vernon for 16 to 25 years are most likely to rate the building security as excellent.
-
- Three quarters of Mont Vernon residents (75%) favor having advanced placement program at the high school, 71 percent favor having control over the education spending, 63 percent favor a vocational and/or technical program, 62 percent favor having control over curriculum decisions, 59 percent are in favor of a long-term solution, 55 percent are in favor of having a variety of extracurricular activities, and 52 percent are in favor of having extracurricular activities available to students of all abilities. **Figure 12**
 - Adults between 60 and 69 are most likely to favor vocational and/or technical programs in the high school.
 - Adults between 60 and 69, those with children in the household, and those who have lived in NH for 6 to 25 years are most likely to favor advanced placement programs in the high school.
 - Females, 40 to 49 year olds, and those with children in the household are most likely to favor a variety of extracurricular activities in the high school.
 - Females, 40 to 49 year olds, and those with children in the household, and those who travel less than 10 miles for work are most likely to favor extracurricular activities available to students of all abilities in the high school.
 - Residents with children in the household are most likely to favor a long-term (20+ year) solution in the high school.

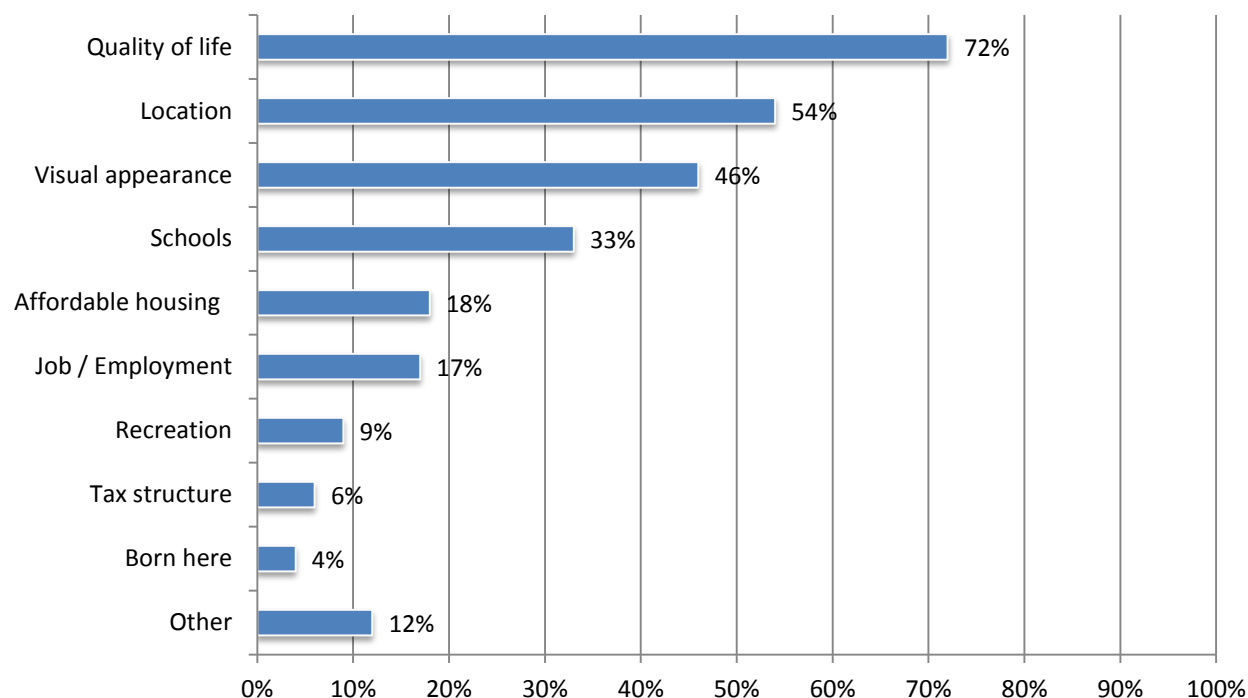
Table 1: Demographic Comparisons

	Sample Respondents	Census (2010)
Sex		
Male	53%	50%
Female	47%	50%
Age		
18-39	9%	18%
40-49	28%	20%
50-59	32%	20%
60-69	18%	9%
70+	13%	7%
Education (2005-2009 ACS)		
High school education or less	7%	30%
Tech school/some college	14%	25%
College graduate	39%	26%
Post-graduate work	40%	19%
Household Composition		
With Children	33%	38%
No Children	66%	62%

Table 2: Other Demographics

	Sample Respondents
Vote in Town Elections	
Always	57%
Usually	33%
Occasionally	6%
Never	4%
Work Commute	
Does not commute to work	22%
10 miles or less	16%
10 – 25 miles	39%
25 – 40 miles	14%
40 miles or more	9%
Years Lived in Mont Vernon	
5 years or less	16%
6 – 15 years	33%
16 – 25 years	22%
More than 25 years	29%
Years Lived in NH	
5 years or less	6%
6 – 15 years	21%
16 – 25 years	16%
More than 25 years	58%

Figure 1: Moved to Mont Vernon because...



Services

Figure 2: Please rank the following Town facilities or services that you have used.

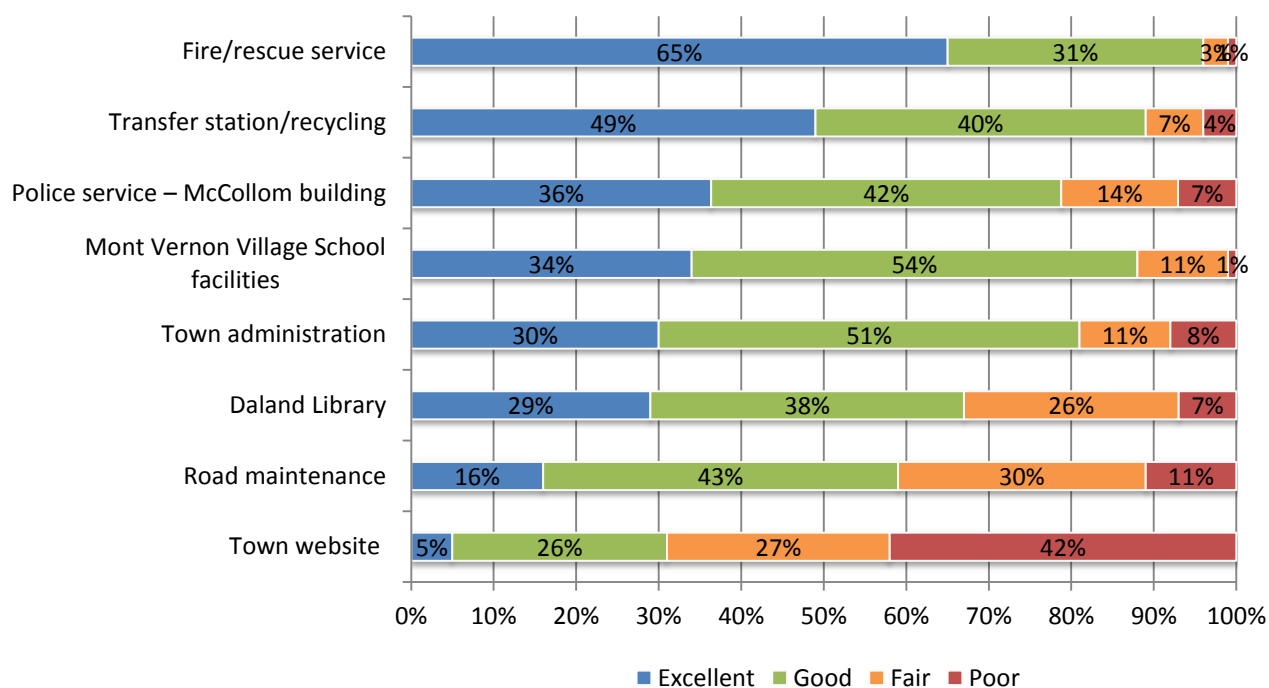
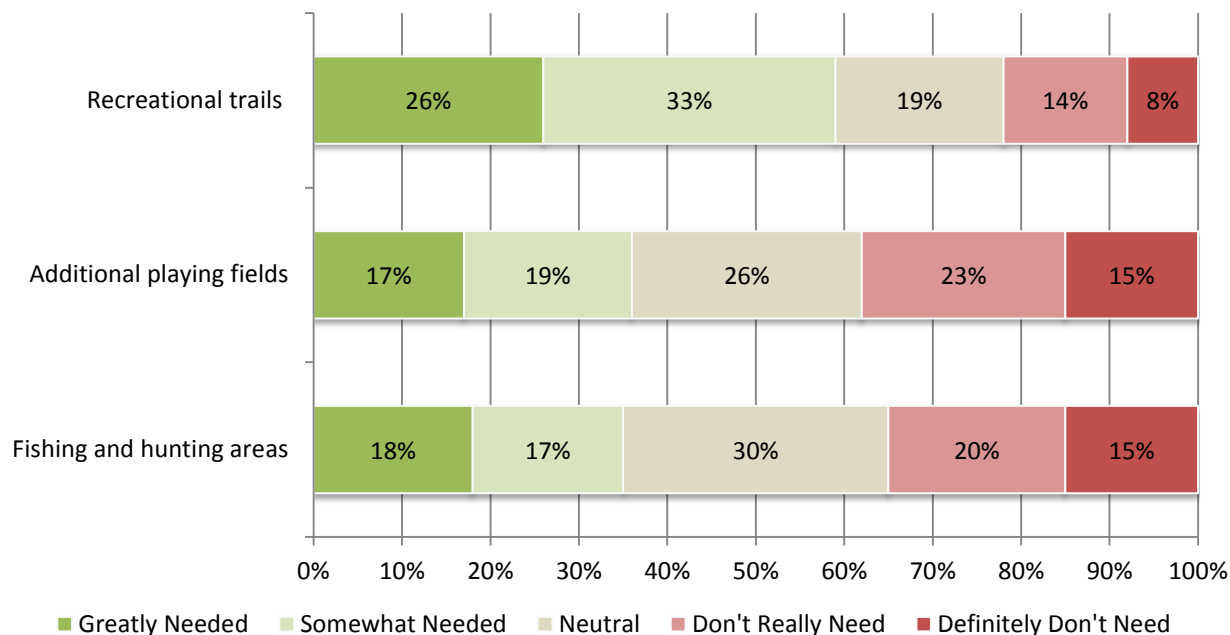


Figure 3: How great a need is there in Mont Vernon for the following recreational facilities?



Development

Figure 4: What is your opinion of the following types of development in Mont Vernon?

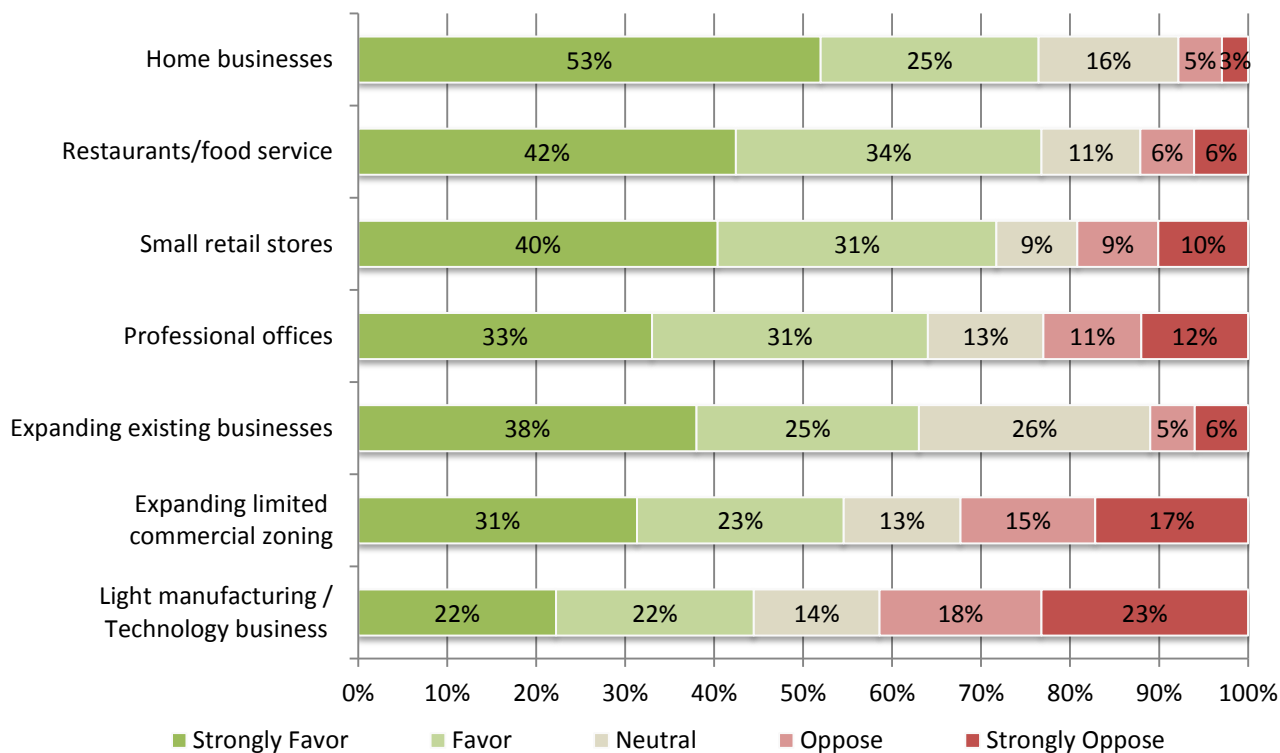
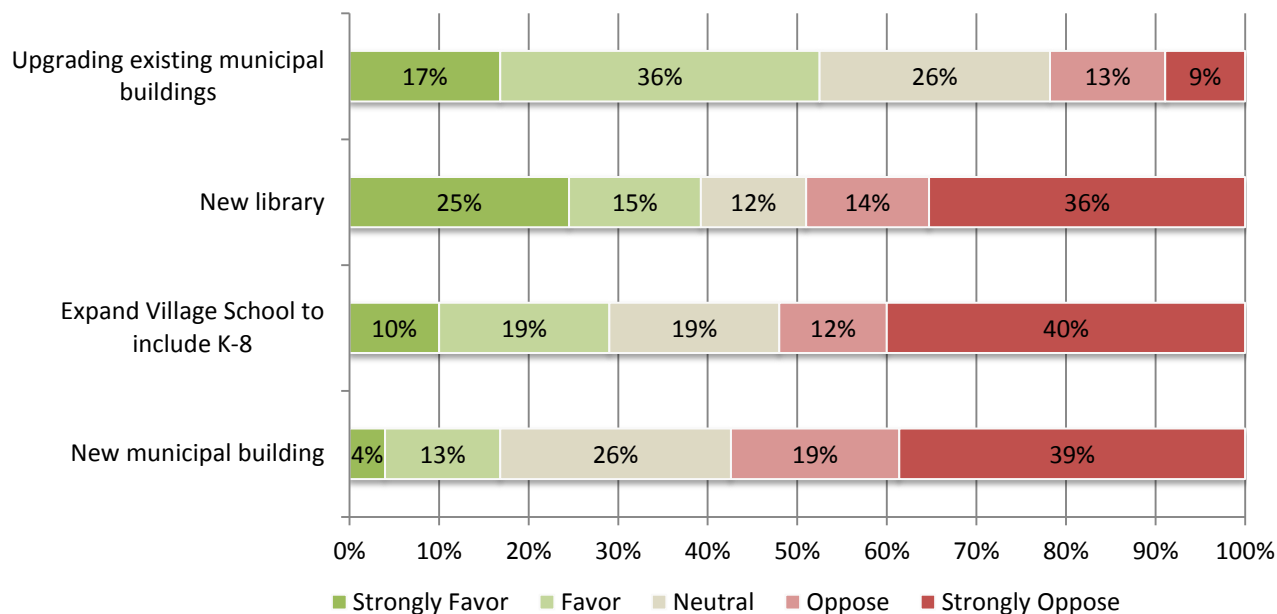


Figure 5: What is your opinion on the following additions to Mont Vernon?



Priorities

Figure 6: Please indicate how high a priority you place on each of the possible goals/activities for Mont Vernon.

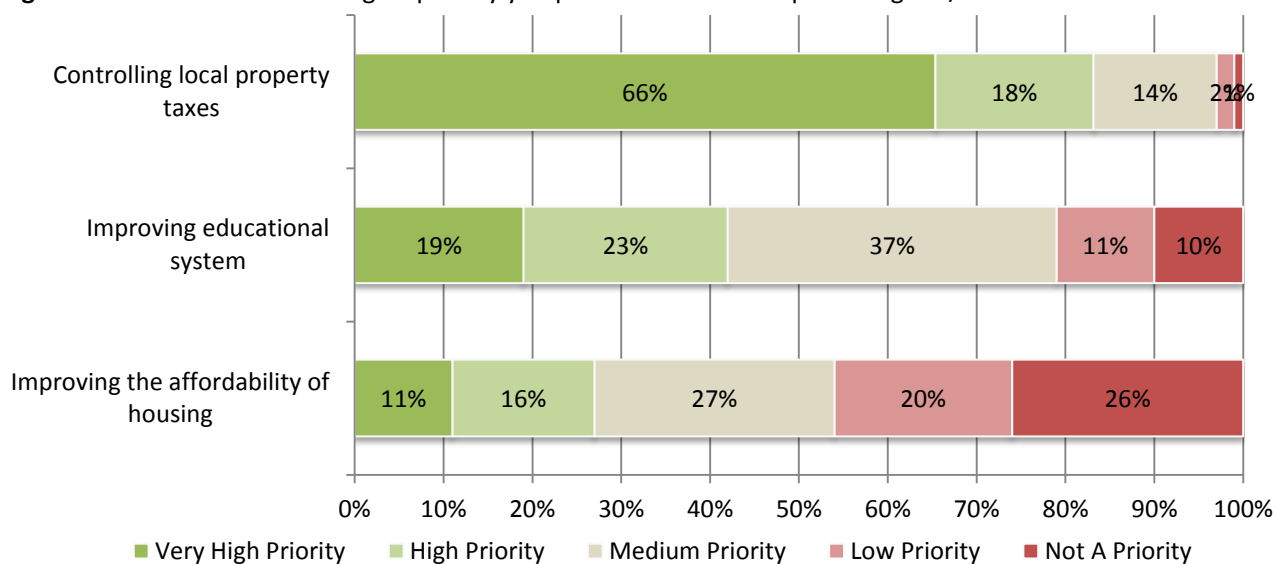


Figure 7: Please indicate how high a priority you place on each of the possible goals/activities for Mont Vernon's natural resources.

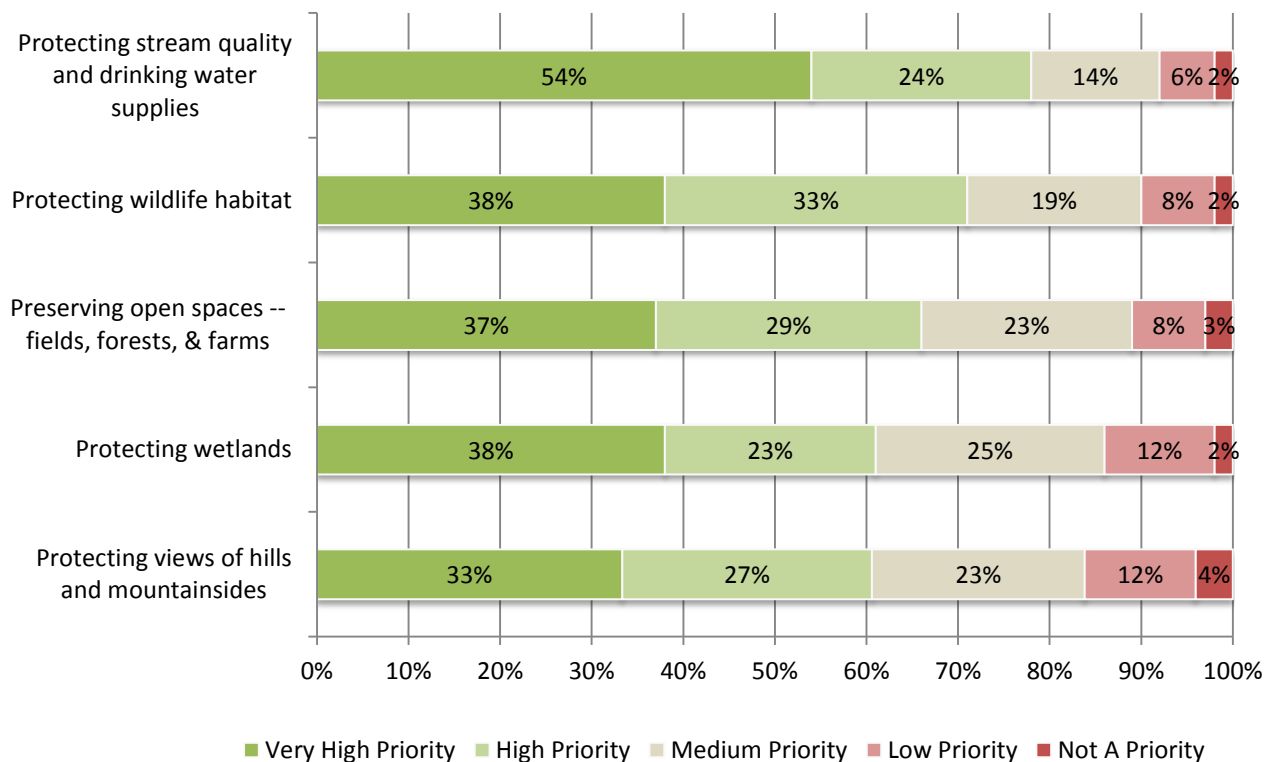
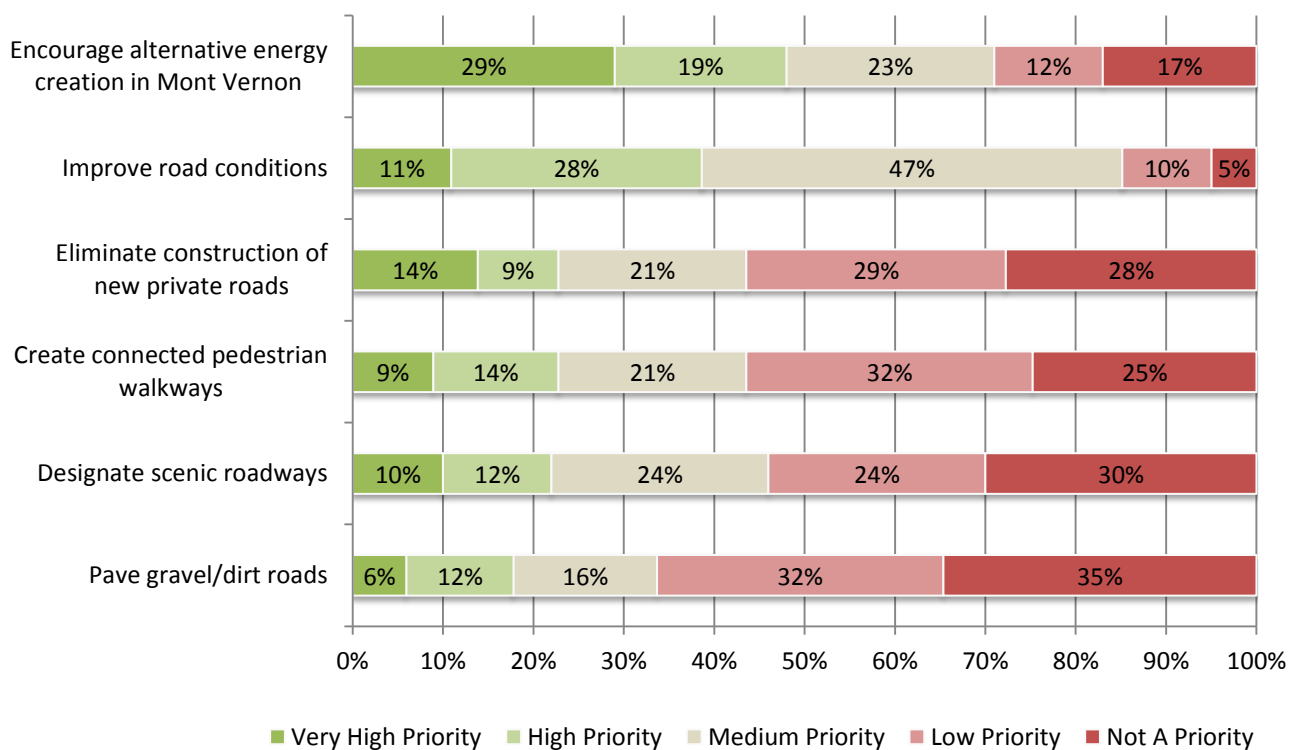


Figure 8: Please indicate how high a priority you place on each of the possible goals/activities for Mont Vernon.



Growth

Figure 9: How concerned are you about the following factors with regard to growth in Mont Vernon?

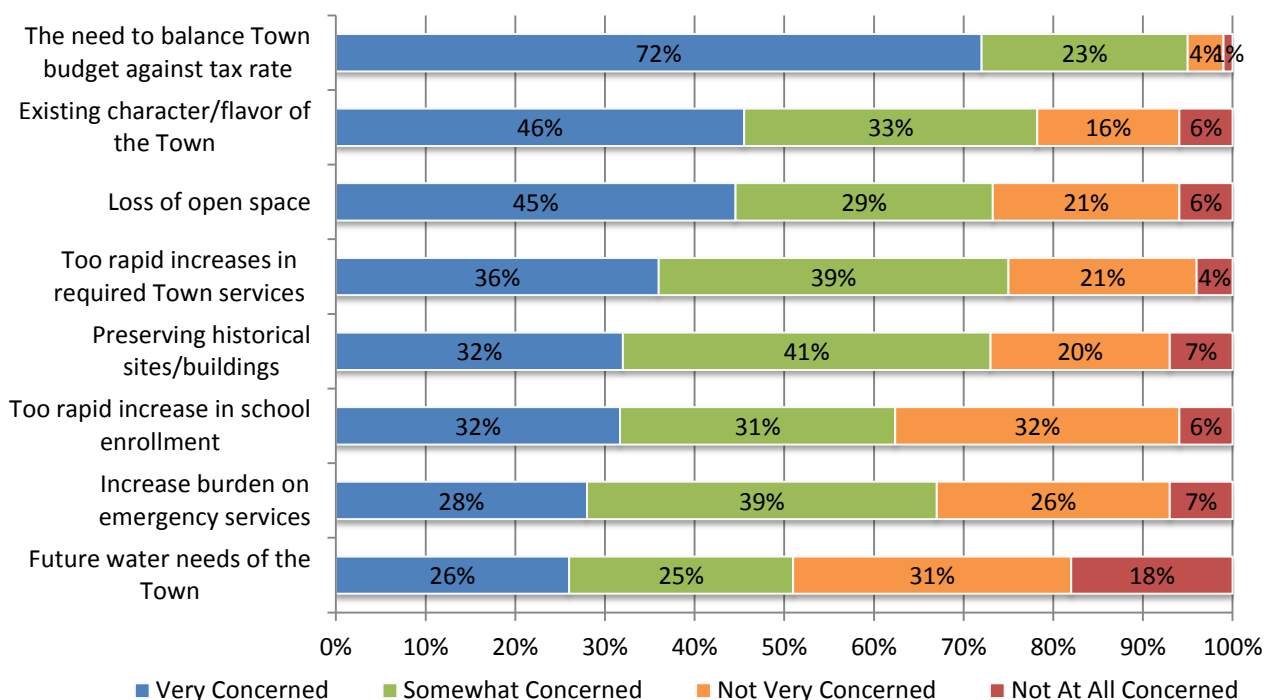
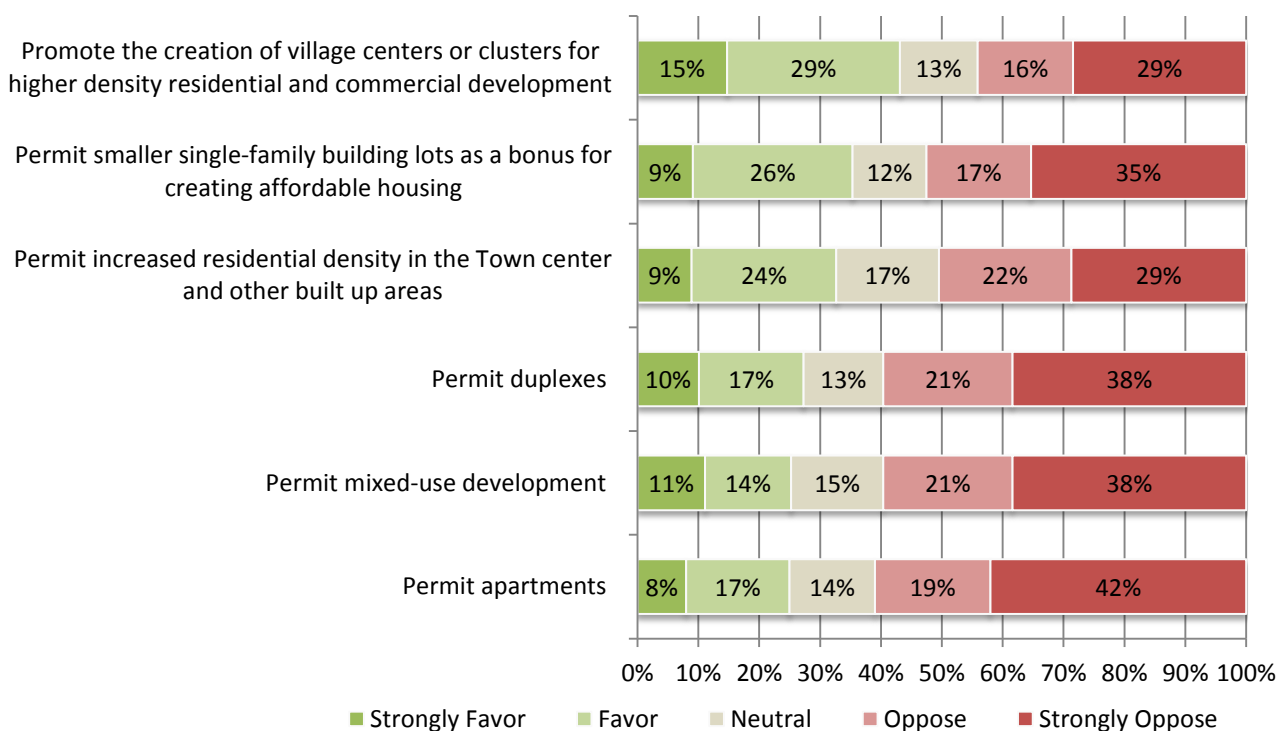


Figure 10: What is your opinion of the following methods for guiding and managing growth, and assisting with added diversity of housing, in Mont Vernon?



Schools

Figure 11: Please rank the following aspects of the Mont Vernon Village School (K-6):

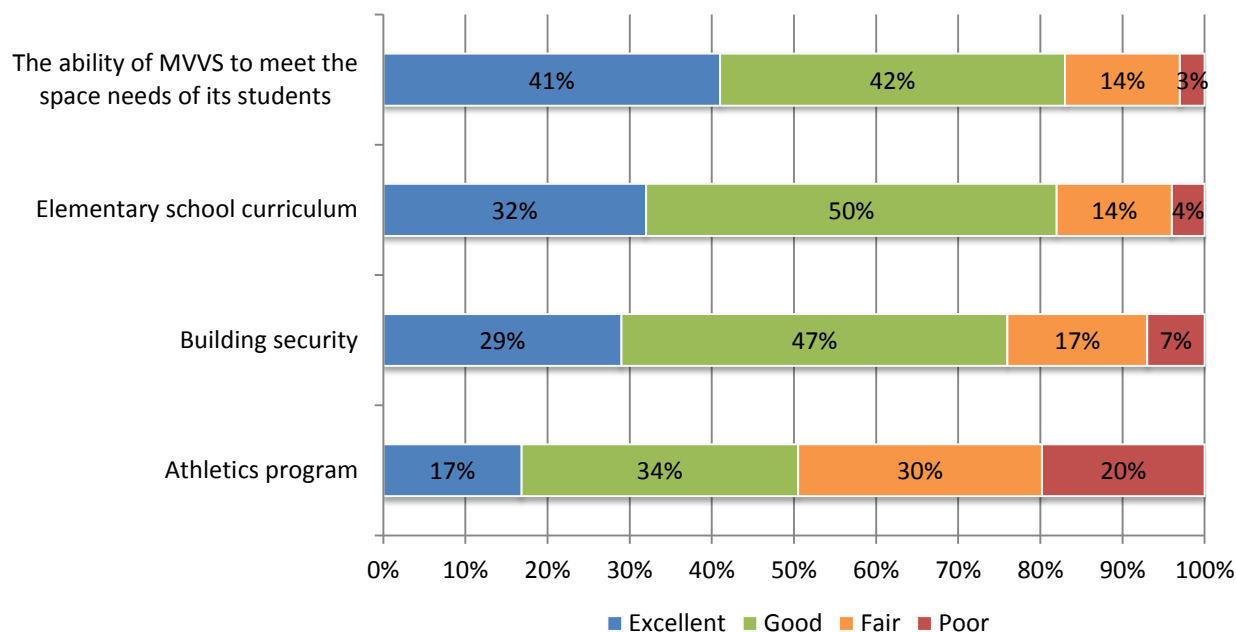
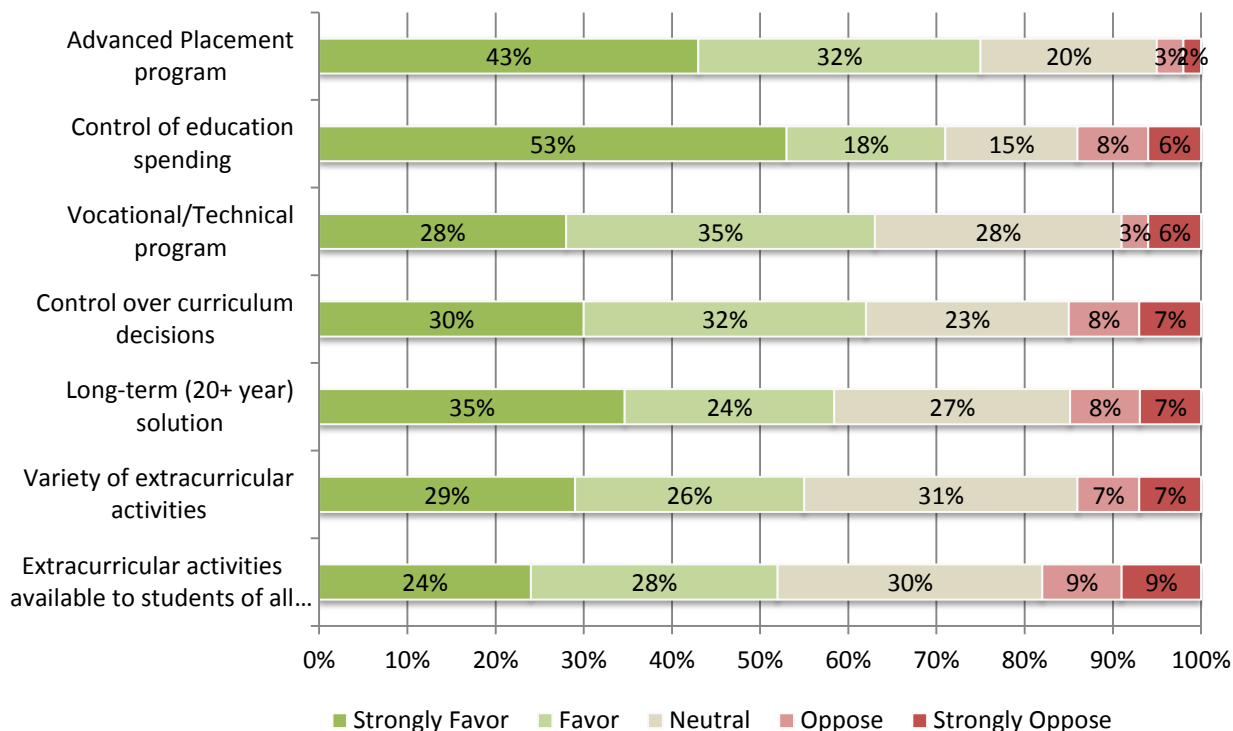


Figure 12: Currently the Town of Mont Vernon is joined with Amherst in the Souhegan district; please answer the following questions with that in mind. What is your opinion of the following features as they relate to the High School?



APPENDIX A:
DETAILED TABULAR RESULTS

Q1a: Please rank the following town facilities or services that you have used: Mont Vernon Village School facilities

	Poor	Fair	Good	Excellent	Number Responding
All Mont Vernon Adults	1%	11%	54%	34%	135
Sex of Respondent					
Male	2%	12%	50%	37%	60
Female	0%	14%	51%	35%	43
Age of Respondent					
18 to 39	0%	20%	50%	30%	10
40 to 49	3%	15%	53%	30%	40
50 to 59	0%	5%	50%	45%	38
60 to 69	0%	5%	60%	35%	20
70 or older	0%	7%	67%	27%	15
Highest Education					
High school or less	10%	10%	60%	20%	10
Technical school/Some college	0%	11%	56%	33%	18
College graduate	0%	11%	56%	33%	54
Postgraduate work	0%	12%	52%	37%	52
Children in HH					
Yes	2%	11%	54%	34%	56
No	0%	12%	53%	35%	75
Votes in Town Elections					
Never/occasionally Vote	10%	20%	70%	0%	10
Usually Vote	0%	10%	62%	29%	42
Always Vote	0%	11%	48%	41%	82
Distance to Work					
0 miles	0%	12%	46%	42%	26
1 to 10 miles	0%	17%	61%	22%	23
10 to 25 miles	0%	12%	44%	44%	43
25 to 40 miles	5%	10%	50%	35%	20
40+ miles	0%	0%	80%	20%	10
Years in Mont Vernon					
5 years or less	5%	19%	48%	29%	21
6 to 15 years	0%	11%	50%	39%	44
16 to 25 years	0%	9%	59%	31%	32
More than 25 years	0%	8%	57%	35%	37
Years in New Hampshire					
5 years or less	9%	27%	36%	27%	11
6 to 15 years	0%	11%	61%	29%	28
16 to 25 years	0%	6%	44%	50%	18
More than 25 years	0%	10%	57%	32%	77

Q1b: Please rank the following town facilities or services that you have used: Fire/rescue service

	Poor	Fair	Good	Excellent	Number Responding
All Mont Vernon Adults	1%	3%	31%	65%	130
Sex of Respondent					
Male	0%	4%	32%	65%	57
Female	2%	2%	26%	69%	42
Age of Respondent					
18 to 39	9%	9%	9%	73%	11
40 to 49	0%	6%	32%	61%	31
50 to 59	0%	3%	28%	69%	39
60 to 69	0%	0%	50%	50%	18
70 or older	0%	0%	22%	78%	18
Highest Education					
High school or less	0%	0%	25%	75%	12
Technical school/Some college	0%	0%	39%	61%	18
College graduate	0%	0%	29%	71%	48
Postgraduate work	2%	8%	29%	61%	49
Children in HH					
Yes	2%	9%	25%	64%	44
No	0%	0%	33%	67%	82
Votes in Town Elections					
Never/occasionally Vote	8%	0%	42%	50%	12
Usually Vote	0%	2%	29%	69%	42
Always Vote	0%	4%	30%	66%	74
Distance to Work					
0 miles	0%	0%	36%	64%	25
1 to 10 miles	0%	0%	40%	60%	20
10 to 25 miles	0%	3%	23%	75%	40
25 to 40 miles	0%	12%	47%	41%	17
40+ miles	8%	0%	8%	83%	12
Years in Mont Vernon					
5 years or less	6%	6%	38%	50%	16
6 to 15 years	0%	8%	32%	61%	38
16 to 25 years	0%	0%	26%	74%	31
More than 25 years	0%	0%	31%	69%	42
Years in New Hampshire					
5 years or less	0%	14%	29%	57%	7
6 to 15 years	0%	9%	30%	61%	23
16 to 25 years	0%	7%	7%	86%	14
More than 25 years	1%	0%	35%	64%	83

Q1c: Please rank the following town facilities or services that you have used: Police service - McCollom building

	Poor	Fair	Good	Excellent	Number Responding
All Mont Vernon Adults	7%	14%	42%	36%	168
Sex of Respondent					
Male	10%	14%	42%	34%	71
Female	5%	17%	39%	39%	59
Age of Respondent					
18 to 39	15%	15%	23%	46%	13
40 to 49	5%	15%	56%	23%	39
50 to 59	10%	16%	33%	41%	49
60 to 69	0%	13%	47%	40%	30
70 or older	5%	5%	43%	48%	21
Highest Education					
High school or less	0%	8%	31%	62%	13
Technical school/Some college	9%	0%	48%	43%	23
College graduate	9%	17%	44%	30%	64
Postgraduate work	6%	18%	40%	35%	65
Children in HH					
Yes	9%	20%	35%	35%	54
No	6%	11%	45%	38%	109
Votes in Town Elections					
Never/occasionally Vote	0%	13%	60%	27%	15
Usually Vote	2%	17%	49%	32%	53
Always Vote	11%	13%	36%	40%	98
Distance to Work					
0 miles	3%	6%	47%	44%	36
1 to 10 miles	12%	12%	52%	24%	25
10 to 25 miles	8%	21%	42%	30%	53
25 to 40 miles	9%	5%	36%	50%	22
40+ miles	7%	27%	20%	47%	15
Years in Mont Vernon					
5 years or less	4%	15%	42%	38%	26
6 to 15 years	12%	13%	46%	29%	52
16 to 25 years	6%	11%	47%	36%	36
More than 25 years	6%	16%	35%	43%	51
Years in New Hampshire					
5 years or less	0%	18%	55%	27%	11
6 to 15 years	6%	21%	47%	26%	34
16 to 25 years	0%	10%	24%	67%	21
More than 25 years	10%	13%	42%	34%	99

Q1d: Please rank the following town facilities or services that you have used: Daland Library

	Poor	Fair	Good	Excellent	Number Responding
All Mont Vernon Adults	7%	26%	38%	29%	164
Sex of Respondent					
Male	7%	22%	45%	26%	69
Female	7%	32%	31%	31%	59
Age of Respondent					
18 to 39	15%	31%	38%	15%	13
40 to 49	7%	29%	40%	24%	42
50 to 59	6%	23%	40%	31%	52
60 to 69	0%	27%	42%	31%	26
70 or older	5%	21%	21%	53%	19
Highest Education					
High school or less	0%	10%	40%	50%	10
Technical school/Some college	0%	22%	30%	48%	23
College graduate	10%	26%	38%	26%	61
Postgraduate work	9%	30%	39%	22%	67
Children in HH					
Yes	11%	29%	32%	28%	65
No	5%	24%	40%	30%	94
Votes in Town Elections					
Never/occasionally Vote	0%	36%	43%	21%	14
Usually Vote	8%	14%	53%	25%	51
Always Vote	8%	31%	29%	32%	97
Distance to Work					
0 miles	6%	27%	30%	36%	33
1 to 10 miles	13%	35%	30%	22%	23
10 to 25 miles	5%	20%	46%	29%	56
25 to 40 miles	5%	18%	41%	36%	22
40+ miles	7%	43%	36%	14%	14
Years in Mont Vernon					
5 years or less	8%	29%	33%	29%	24
6 to 15 years	12%	29%	33%	26%	58
16 to 25 years	6%	15%	53%	26%	34
More than 25 years	2%	29%	31%	38%	45
Years in New Hampshire					
5 years or less	0%	27%	45%	27%	11
6 to 15 years	15%	39%	24%	21%	33
16 to 25 years	13%	17%	33%	38%	24
More than 25 years	4%	24%	41%	31%	93

Q1e: Please rank the following town facilities or services that you have used: Road maintenance

	Poor	Fair	Good	Excellent	Number Responding
All Mont Vernon Adults	11%	30%	43%	16%	195
Sex of Respondent					
Male	13%	30%	41%	16%	83
Female	7%	34%	43%	16%	68
Age of Respondent					
18 to 39	13%	53%	20%	13%	15
40 to 49	18%	30%	44%	8%	50
50 to 59	5%	29%	45%	21%	56
60 to 69	9%	33%	48%	9%	33
70 or older	0%	9%	52%	39%	23
Highest Education					
High school or less	21%	14%	36%	29%	14
Technical school/Some college	8%	32%	52%	8%	25
College graduate	9%	33%	45%	13%	76
Postgraduate work	12%	31%	39%	18%	77
Children in HH					
Yes	17%	35%	35%	14%	66
No	8%	28%	46%	18%	123
Votes in Town Elections					
Never/occasionally Vote	26%	47%	16%	11%	19
Usually Vote	11%	30%	46%	13%	63
Always Vote	8%	28%	45%	19%	111
Distance to Work					
0 miles	8%	33%	38%	21%	39
1 to 10 miles	11%	26%	37%	26%	27
10 to 25 miles	6%	36%	44%	14%	66
25 to 40 miles	28%	24%	40%	8%	25
40+ miles	6%	31%	50%	13%	16
Years in Mont Vernon					
5 years or less	16%	32%	42%	10%	31
6 to 15 years	14%	34%	39%	13%	64
16 to 25 years	10%	31%	48%	12%	42
More than 25 years	5%	24%	45%	25%	55
Years in New Hampshire					
5 years or less	33%	33%	25%	8%	12
6 to 15 years	13%	38%	36%	13%	39
16 to 25 years	17%	27%	47%	10%	30
More than 25 years	6%	29%	46%	19%	111

Q1f: Please rank the following town facilities or services that you have used: Transfer station/recycling

	Poor	Fair	Good	Excellent	Number Responding
All Mont Vernon Adults	4%	7%	40%	49%	197
Sex of Respondent					
Male	4%	10%	38%	49%	84
Female	4%	6%	42%	48%	69
Age of Respondent					
18 to 39	19%	0%	31%	50%	16
40 to 49	6%	10%	43%	41%	51
50 to 59	0%	7%	33%	60%	57
60 to 69	3%	9%	53%	34%	32
70 or older	0%	4%	30%	65%	23
Highest Education					
High school or less	8%	8%	15%	69%	13
Technical school/Some college	4%	0%	31%	65%	26
College graduate	4%	10%	40%	45%	77
Postgraduate work	3%	6%	47%	44%	78
Children in HH					
Yes	5%	6%	36%	53%	66
No	3%	7%	42%	47%	125
Votes in Town Elections					
Never/occasionally Vote	10%	0%	62%	29%	21
Usually Vote	0%	8%	44%	48%	63
Always Vote	5%	8%	33%	54%	111
Distance to Work					
0 miles	3%	8%	43%	46%	37
1 to 10 miles	7%	0%	44%	48%	27
10 to 25 miles	3%	10%	39%	48%	69
25 to 40 miles	0%	4%	36%	60%	25
40+ miles	6%	12%	29%	53%	17
Years in Mont Vernon					
5 years or less	6%	6%	47%	41%	32
6 to 15 years	2%	5%	35%	58%	65
16 to 25 years	0%	14%	36%	50%	44
More than 25 years	8%	6%	43%	43%	53
Years in New Hampshire					
5 years or less	0%	17%	42%	42%	12
6 to 15 years	3%	3%	45%	50%	40
16 to 25 years	3%	6%	28%	63%	32
More than 25 years	5%	8%	42%	45%	110

Q1g: Please rank the following town facilities or services that you have used: Town administration

	Poor	Fair	Good	Excellent	Number Responding
All Mont Vernon Adults	8%	11%	51%	30%	178
Sex of Respondent					
Male	8%	10%	50%	32%	78
Female	8%	14%	46%	32%	59
Age of Respondent					
18 to 39	13%	13%	50%	25%	16
40 to 49	7%	16%	47%	31%	45
50 to 59	8%	10%	47%	35%	51
60 to 69	14%	14%	55%	17%	29
70 or older	0%	5%	48%	48%	21
Highest Education					
High school or less	8%	17%	42%	33%	12
Technical school/Some college	0%	13%	33%	54%	24
College graduate	7%	4%	58%	30%	69
Postgraduate work	11%	17%	50%	21%	70
Children in HH					
Yes	10%	11%	51%	29%	63
No	7%	12%	49%	32%	110
Votes in Town Elections					
Never/occasionally Vote	5%	15%	65%	15%	20
Usually Vote	4%	14%	46%	37%	57
Always Vote	11%	9%	50%	30%	100
Distance to Work					
0 miles	6%	8%	53%	33%	36
1 to 10 miles	8%	8%	60%	24%	25
10 to 25 miles	6%	13%	49%	32%	63
25 to 40 miles	5%	14%	43%	38%	21
40+ miles	13%	13%	40%	33%	15
Years in Mont Vernon					
5 years or less	7%	17%	53%	23%	30
6 to 15 years	7%	8%	51%	34%	59
16 to 25 years	11%	5%	49%	35%	37
More than 25 years	8%	16%	49%	27%	49
Years in New Hampshire					
5 years or less	0%	9%	64%	27%	11
6 to 15 years	6%	14%	47%	33%	36
16 to 25 years	7%	7%	44%	41%	27
More than 25 years	10%	12%	51%	27%	101

Q1h: Please rank the following town facilities or services that you have used: Town website

	Poor	Fair	Good	Excellent	Number Responding
All Mont Vernon Adults	42%	27%	26%	5%	155
Sex of Respondent					
Male	45%	23%	28%	4%	69
Female	38%	29%	27%	7%	56
Age of Respondent					
18 to 39	41%	24%	29%	6%	17
40 to 49	51%	26%	23%	0%	43
50 to 59	36%	23%	34%	7%	44
60 to 69	31%	42%	19%	8%	26
70 or older	33%	42%	17%	8%	12
Highest Education					
High school or less	56%	11%	22%	11%	9
Technical school/Some college	25%	38%	38%	0%	16
College graduate	33%	36%	27%	5%	64
Postgraduate work	55%	19%	22%	5%	64
Children in HH					
Yes	47%	24%	24%	5%	59
No	40%	30%	26%	4%	91
Votes in Town Elections					
Never/occasionally Vote	19%	38%	44%	0%	16
Usually Vote	39%	25%	34%	2%	44
Always Vote	48%	27%	19%	6%	94
Distance to Work					
0 miles	38%	42%	17%	4%	24
1 to 10 miles	64%	14%	23%	0%	22
10 to 25 miles	38%	25%	27%	9%	55
25 to 40 miles	52%	17%	26%	4%	23
40+ miles	38%	54%	8%	0%	13
Years in Mont Vernon					
5 years or less	38%	38%	21%	3%	29
6 to 15 years	46%	25%	27%	2%	59
16 to 25 years	46%	19%	31%	4%	26
More than 25 years	39%	29%	24%	8%	38
Years in New Hampshire					
5 years or less	25%	42%	33%	0%	12
6 to 15 years	54%	29%	14%	3%	35
16 to 25 years	40%	24%	36%	0%	25
More than 25 years	40%	26%	28%	6%	80

Q2a: How great a need is there in Mont Vernon for the following recreational facilities: Recreational Trails

	Definitely Don't Need	Don't Really Need	Neutral	Somewhat Needed	Greatly Needed	Number Responding
All Mont Vernon Adults	8%	14%	19%	33%	26%	189
Sex of Respondent						
Male	5%	14%	16%	40%	25%	80
Female	8%	14%	22%	28%	28%	72
Age of Respondent						
18 to 39	6%	18%	29%	29%	18%	17
40 to 49	8%	14%	30%	26%	22%	50
50 to 59	4%	13%	4%	44%	35%	54
60 to 69	6%	15%	9%	39%	30%	33
70 or older	11%	22%	44%	17%	6%	18
Highest Education						
High school or less	14%	21%	29%	21%	14%	14
Technical school/Some college	15%	12%	12%	46%	15%	26
College graduate	7%	15%	22%	29%	26%	72
Postgraduate work	5%	13%	16%	33%	32%	75
Children in HH						
Yes	5%	11%	17%	32%	35%	65
No	10%	16%	19%	34%	20%	118
Votes in Town Elections						
Never/occasionally Vote	25%	0%	15%	30%	30%	20
Usually Vote	5%	15%	15%	37%	28%	60
Always Vote	7%	16%	22%	31%	24%	107
Distance to Work						
0 miles	12%	15%	12%	41%	21%	34
1 to 10 miles	14%	11%	21%	14%	39%	28
10 to 25 miles	2%	11%	21%	41%	26%	66
25 to 40 miles	12%	12%	20%	28%	28%	25
40+ miles	13%	19%	13%	38%	19%	16
Years in Mont Vernon						
5 years or less	7%	17%	27%	30%	20%	30
6 to 15 years	6%	11%	14%	40%	29%	65
16 to 25 years	8%	21%	8%	38%	26%	39
More than 25 years	12%	13%	29%	21%	25%	52
Years in New Hampshire						
5 years or less	8%	8%	8%	42%	33%	12
6 to 15 years	8%	8%	13%	49%	23%	39
16 to 25 years	0%	14%	25%	32%	29%	28
More than 25 years	9%	17%	21%	26%	26%	106

Q2b: How great a need is there in Mont Vernon for the following recreational facilities: Fishing and hunting areas

	Definitely Don't Need	Don't Really Need	Neutral	Somewhat Needed	Greatly Needed	Number Responding
All Mont Vernon Adults	15%	20%	30%	17%	18%	174
Sex of Respondent						
Male	11%	12%	33%	20%	24%	75
Female	16%	37%	22%	14%	11%	63
Age of Respondent						
18 to 39	13%	38%	25%	6%	19%	16
40 to 49	18%	18%	29%	22%	12%	49
50 to 59	12%	12%	29%	20%	27%	49
60 to 69	14%	36%	21%	7%	21%	28
70 or older	13%	19%	50%	13%	6%	16
Highest Education						
High school or less	8%	15%	38%	15%	23%	13
Technical school/Some college	17%	9%	39%	13%	22%	23
College graduate	14%	18%	33%	20%	15%	66
Postgraduate work	17%	26%	23%	16%	19%	70
Children in HH						
Yes	15%	20%	29%	15%	20%	59
No	16%	21%	30%	17%	17%	109
Votes in Town Elections						
Never/occasionally Vote	37%	16%	11%	11%	26%	19
Usually Vote	8%	19%	42%	15%	17%	53
Always Vote	15%	21%	28%	19%	17%	100
Distance to Work						
0 miles	10%	23%	43%	13%	10%	30
1 to 10 miles	15%	26%	26%	15%	19%	27
10 to 25 miles	13%	17%	25%	25%	20%	60
25 to 40 miles	17%	9%	30%	9%	35%	23
40+ miles	36%	14%	29%	7%	14%	14
Years in Mont Vernon						
5 years or less	19%	26%	26%	11%	19%	27
6 to 15 years	19%	17%	36%	15%	14%	59
16 to 25 years	11%	21%	18%	29%	21%	38
More than 25 years	13%	21%	34%	11%	21%	47
Years in New Hampshire						
5 years or less	18%	18%	27%	18%	18%	11
6 to 15 years	18%	21%	33%	12%	15%	33
16 to 25 years	18%	14%	29%	25%	14%	28
More than 25 years	13%	21%	30%	15%	20%	98

Q2c: How great a need is there in Mont Vernon for the following recreational facilities: Additional playing fields

	Definitely Don't Need	Don't Really Need	Neutral	Somewhat Needed	Greatly Needed	Number Responding
All Mont Vernon Adults	15%	23%	26%	19%	17%	176
Sex of Respondent						
Male	15%	25%	25%	17%	17%	75
Female	13%	20%	22%	22%	23%	64
Age of Respondent						
18 to 39	13%	19%	19%	6%	44%	16
40 to 49	12%	18%	18%	26%	26%	50
50 to 59	20%	28%	20%	15%	17%	46
60 to 69	13%	20%	33%	30%	3%	30
70 or older	12%	35%	41%	12%	0%	17
Highest Education						
High school or less	25%	25%	17%	25%	8%	12
Technical school/Some college	17%	9%	39%	13%	22%	23
College graduate	11%	26%	24%	19%	20%	70
Postgraduate work	17%	23%	25%	20%	14%	69
Children in HH						
Yes	11%	19%	13%	21%	35%	62
No	18%	23%	34%	18%	7%	108
Votes in Town Elections						
Never/occasionally Vote	33%	0%	28%	17%	22%	18
Usually Vote	9%	24%	29%	16%	22%	55
Always Vote	16%	25%	25%	21%	14%	101
Distance to Work						
0 miles	13%	23%	35%	19%	10%	31
1 to 10 miles	15%	8%	31%	15%	31%	26
10 to 25 miles	17%	23%	20%	25%	15%	60
25 to 40 miles	25%	21%	25%	8%	21%	24
40+ miles	14%	29%	21%	21%	14%	14
Years in Mont Vernon						
5 years or less	14%	25%	18%	18%	25%	28
6 to 15 years	15%	15%	31%	14%	25%	59
16 to 25 years	19%	31%	14%	33%	3%	36
More than 25 years	12%	22%	36%	16%	14%	50
Years in New Hampshire						
5 years or less	17%	25%	25%	17%	17%	12
6 to 15 years	17%	11%	31%	14%	26%	35
16 to 25 years	12%	24%	24%	28%	12%	25
More than 25 years	15%	25%	25%	19%	16%	100

Q3a: What is your opinion of the following types of development in Mont Vernon: Professional Offices

	Strongly Oppose	Oppose Somewhat	Neutral	Favor Somewhat	Stongly Favor	Number Responding
All Mont Vernon Adults	12%	11%	13%	31%	33%	201
Sex of Respondent						
Male	14%	8%	7%	38%	32%	84
Female	15%	12%	14%	23%	36%	74
Age of Respondent						
18 to 39	24%	6%	12%	29%	29%	17
40 to 49	18%	14%	10%	25%	33%	51
50 to 59	12%	14%	14%	31%	29%	58
60 to 69	6%	6%	12%	27%	48%	33
70 or older	4%	4%	17%	46%	29%	24
Highest Education						
High school or less	14%	29%	7%	21%	29%	14
Technical school/Some college	10%	7%	21%	34%	28%	29
College graduate	12%	15%	9%	31%	33%	78
Postgraduate work	13%	5%	13%	32%	36%	77
Children in HH						
Yes	19%	9%	12%	25%	34%	67
No	8%	11%	14%	34%	33%	128
Votes in Town Elections						
Never/occasionally Vote	19%	14%	10%	14%	43%	21
Usually Vote	8%	8%	15%	30%	39%	66
Always Vote	13%	12%	13%	35%	28%	112
Distance to Work						
0 miles	8%	13%	18%	43%	20%	40
1 to 10 miles	15%	15%	22%	19%	30%	27
10 to 25 miles	14%	6%	7%	32%	41%	69
25 to 40 miles	12%	15%	8%	27%	38%	26
40+ miles	12%	0%	12%	35%	41%	17
Years in Mont Vernon						
5 years or less	13%	0%	13%	28%	47%	32
6 to 15 years	12%	15%	14%	31%	28%	65
16 to 25 years	16%	11%	14%	32%	27%	44
More than 25 years	9%	9%	12%	33%	37%	57
Years in New Hampshire						
5 years or less	0%	8%	0%	17%	75%	12
6 to 15 years	13%	8%	13%	34%	32%	38
16 to 25 years	13%	22%	16%	34%	16%	32
More than 25 years	12%	9%	14%	30%	35%	115

Q3b: What is your opinion of the following types of development in Mont Vernon: Small retail stores

	Strongly Oppose	Oppose Somewhat	Neutral	Favor Somewhat	Stongly Favor	Number Responding
All Mont Vernon Adults	10%	9%	9%	31%	40%	201
Sex of Respondent						
Male	14%	7%	6%	37%	36%	84
Female	10%	10%	10%	27%	44%	73
Age of Respondent						
18 to 39	18%	6%	6%	24%	47%	17
40 to 49	14%	6%	8%	27%	45%	51
50 to 59	14%	9%	10%	28%	40%	58
60 to 69	3%	12%	6%	30%	48%	33
70 or older	0%	13%	17%	48%	22%	23
Highest Education						
High school or less	0%	31%	8%	31%	31%	13
Technical school/Some college	14%	7%	10%	31%	38%	29
College graduate	10%	9%	8%	29%	44%	78
Postgraduate work	12%	5%	9%	35%	40%	78
Children in HH						
Yes	13%	7%	6%	22%	51%	67
No	9%	9%	11%	34%	37%	128
Votes in Town Elections						
Never/occasionally Vote	10%	10%	5%	19%	57%	21
Usually Vote	9%	9%	3%	30%	48%	66
Always Vote	12%	7%	13%	35%	33%	112
Distance to Work						
0 miles	10%	5%	20%	38%	28%	40
1 to 10 miles	15%	15%	15%	15%	41%	27
10 to 25 miles	9%	6%	1%	33%	51%	70
25 to 40 miles	8%	4%	8%	35%	46%	26
40+ miles	6%	12%	6%	35%	41%	17
Years in Mont Vernon						
5 years or less	6%	6%	6%	27%	55%	33
6 to 15 years	12%	6%	8%	32%	42%	65
16 to 25 years	16%	9%	9%	32%	34%	44
More than 25 years	7%	11%	13%	32%	38%	56
Years in New Hampshire						
5 years or less	0%	8%	0%	25%	67%	12
6 to 15 years	5%	13%	8%	28%	46%	39
16 to 25 years	16%	6%	16%	31%	31%	32
More than 25 years	11%	8%	9%	32%	39%	114

Q3c: What is your opinion of the following types of development in Mont Vernon: Restaurants/food service

	Strongly Oppose	Oppose Somewhat	Neutral	Favor Somewhat	Stongly Favor	Number Responding
All Mont Vernon Adults	6%	6%	11%	34%	42%	201
Sex of Respondent						
Male	12%	11%	6%	33%	38%	84
Female	4%	1%	8%	38%	48%	73
Age of Respondent						
18 to 39	12%	0%	0%	41%	47%	17
40 to 49	4%	6%	4%	38%	48%	50
50 to 59	9%	7%	10%	33%	41%	58
60 to 69	3%	9%	12%	26%	50%	34
70 or older	4%	13%	22%	35%	26%	23
Highest Education						
High school or less	0%	8%	8%	46%	38%	13
Technical school/Some college	10%	3%	17%	24%	45%	29
College graduate	3%	8%	10%	34%	45%	77
Postgraduate work	10%	6%	8%	37%	39%	79
Children in HH						
Yes	9%	5%	2%	32%	53%	66
No	5%	8%	15%	33%	39%	129
Votes in Town Elections						
Never/occasionally Vote	5%	5%	5%	24%	62%	21
Usually Vote	3%	8%	8%	26%	55%	65
Always Vote	9%	6%	13%	40%	32%	113
Distance to Work						
0 miles	8%	10%	10%	38%	35%	40
1 to 10 miles	7%	0%	19%	30%	44%	27
10 to 25 miles	7%	3%	4%	31%	54%	70
25 to 40 miles	4%	12%	4%	40%	40%	25
40+ miles	0%	12%	18%	35%	35%	17
Years in Mont Vernon						
5 years or less	9%	0%	9%	27%	55%	33
6 to 15 years	5%	8%	14%	34%	40%	65
16 to 25 years	9%	9%	2%	34%	45%	44
More than 25 years	5%	7%	13%	39%	36%	56
Years in New Hampshire						
5 years or less	0%	0%	17%	17%	67%	12
6 to 15 years	5%	8%	13%	28%	48%	40
16 to 25 years	6%	13%	9%	47%	25%	32
More than 25 years	7%	5%	10%	35%	43%	113

Q3d: What is your opinion of the following types of development in Mont Vernon: Light manufacturing / Technology business

	Strongly Oppose	Oppose Somewhat	Neutral	Favor Somewhat	Stongly Favor	Number Responding
All Mont Vernon Adults	23%	18%	14%	22%	22%	196
Sex of Respondent						
Male	30%	11%	11%	21%	27%	84
Female	18%	24%	20%	21%	17%	71
Age of Respondent						
18 to 39	35%	12%	29%	12%	12%	17
40 to 49	24%	20%	14%	14%	28%	50
50 to 59	30%	21%	13%	21%	14%	56
60 to 69	10%	13%	10%	32%	35%	31
70 or older	13%	17%	17%	29%	25%	24
Highest Education						
High school or less	29%	21%	0%	36%	14%	14
Technical school/Some college	19%	7%	19%	30%	26%	27
College graduate	22%	24%	11%	20%	24%	76
Postgraduate work	26%	14%	18%	18%	22%	76
Children in HH						
Yes	32%	18%	14%	17%	20%	66
No	18%	18%	15%	25%	24%	125
Votes in Town Elections						
Never/occasionally Vote	26%	21%	11%	11%	32%	19
Usually Vote	23%	12%	15%	22%	28%	65
Always Vote	24%	19%	15%	25%	18%	110
Distance to Work						
0 miles	18%	18%	20%	30%	15%	40
1 to 10 miles	30%	22%	7%	19%	22%	27
10 to 25 miles	27%	11%	15%	21%	26%	66
25 to 40 miles	20%	16%	8%	20%	36%	25
40+ miles	18%	29%	18%	18%	18%	17
Years in Mont Vernon						
5 years or less	16%	22%	13%	22%	28%	32
6 to 15 years	35%	18%	11%	19%	16%	62
16 to 25 years	25%	14%	18%	16%	27%	44
More than 25 years	11%	18%	16%	31%	24%	55
Years in New Hampshire						
5 years or less	8%	8%	8%	33%	42%	12
6 to 15 years	34%	16%	18%	13%	18%	38
16 to 25 years	32%	26%	10%	16%	16%	31
More than 25 years	18%	17%	15%	25%	24%	111

Q3e: What is your opinion of the following types of development in Mont Vernon: Home businesses

	Strongly Oppose	Oppose Somewhat	Neutral	Favor Somewhat	Stongly Favor	Number Responding
All Mont Vernon Adults	3%	5%	16%	25%	53%	200
Sex of Respondent						
Male	5%	7%	17%	20%	51%	83
Female	1%	1%	16%	27%	53%	73
Age of Respondent						
18 to 39	0%	0%	19%	19%	63%	16
40 to 49	2%	8%	10%	26%	54%	50
50 to 59	5%	3%	17%	19%	56%	59
60 to 69	0%	3%	15%	29%	53%	34
70 or older	0%	4%	25%	25%	46%	24
Highest Education						
High school or less	0%	0%	21%	29%	50%	14
Technical school/Some college	3%	7%	14%	14%	62%	29
College graduate	0%	4%	14%	32%	50%	76
Postgraduate work	5%	5%	14%	22%	54%	78
Children in HH						
Yes	3%	6%	9%	22%	60%	65
No	2%	4%	19%	26%	49%	129
Votes in Town Elections						
Never/occasionally Vote	5%	5%	29%	24%	38%	21
Usually Vote	2%	2%	14%	25%	58%	65
Always Vote	3%	6%	13%	24%	54%	112
Distance to Work						
0 miles	0%	3%	18%	33%	46%	39
1 to 10 miles	4%	4%	19%	26%	48%	27
10 to 25 miles	1%	6%	13%	22%	57%	68
25 to 40 miles	0%	4%	4%	27%	65%	26
40+ miles	6%	6%	18%	24%	47%	17
Years in Mont Vernon						
5 years or less	0%	3%	16%	19%	61%	31
6 to 15 years	3%	9%	15%	20%	52%	65
16 to 25 years	2%	5%	14%	27%	52%	44
More than 25 years	4%	0%	16%	32%	49%	57
Years in New Hampshire						
5 years or less	0%	0%	18%	18%	64%	11
6 to 15 years	0%	5%	13%	26%	56%	39
16 to 25 years	9%	9%	25%	16%	41%	32
More than 25 years	2%	4%	13%	27%	54%	114

Q3f: What is your opinion of the following types of development in Mont Vernon: Expanding existing businesses

	Strongly Oppose	Oppose Somewhat	Neutral	Favor Somewhat	Stongly Favor	Number Responding
All Mont Vernon Adults	6%	5%	26%	25%	38%	188
Sex of Respondent						
Male	11%	4%	20%	25%	40%	80
Female	1%	6%	33%	22%	37%	67
Age of Respondent						
18 to 39	6%	0%	38%	13%	44%	16
40 to 49	8%	0%	21%	27%	44%	48
50 to 59	6%	6%	24%	26%	39%	54
60 to 69	3%	3%	22%	31%	41%	32
70 or older	5%	19%	29%	24%	24%	21
Highest Education						
High school or less	0%	17%	17%	42%	25%	12
Technical school/Some college	7%	0%	25%	25%	43%	28
College graduate	6%	6%	22%	26%	40%	72
Postgraduate work	7%	4%	31%	21%	37%	75
Children in HH						
Yes	8%	0%	20%	25%	47%	64
No	5%	8%	28%	25%	35%	118
Votes in Town Elections						
Never/occasionally Vote	5%	0%	25%	15%	55%	20
Usually Vote	5%	3%	22%	28%	42%	60
Always Vote	7%	6%	28%	25%	34%	106
Distance to Work						
0 miles	0%	9%	42%	24%	24%	33
1 to 10 miles	8%	8%	23%	19%	42%	26
10 to 25 miles	9%	2%	20%	28%	42%	65
25 to 40 miles	4%	0%	15%	27%	54%	26
40+ miles	0%	6%	24%	29%	41%	17
Years in Mont Vernon						
5 years or less	6%	0%	13%	28%	53%	32
6 to 15 years	3%	3%	34%	22%	36%	58
16 to 25 years	10%	5%	21%	26%	38%	42
More than 25 years	6%	9%	26%	25%	34%	53
Years in New Hampshire						
5 years or less	8%	0%	8%	17%	67%	12
6 to 15 years	0%	3%	32%	24%	41%	34
16 to 25 years	13%	3%	27%	30%	27%	30
More than 25 years	5%	6%	26%	24%	39%	108

Q3g: What is your opinion of the following types of development in Mont Vernon: Expanding limited commercial zoning

	Strongly Oppose	Oppose Somewhat	Neutral	Favor Somewhat	Stongly Favor	Number Responding
All Mont Vernon Adults	17%	15%	13%	23%	31%	195
Sex of Respondent						
Male	20%	13%	6%	28%	33%	83
Female	19%	13%	20%	17%	31%	70
Age of Respondent						
18 to 39	29%	18%	12%	6%	35%	17
40 to 49	16%	14%	14%	18%	37%	49
50 to 59	23%	13%	9%	23%	32%	56
60 to 69	12%	15%	12%	32%	29%	34
70 or older	4%	13%	26%	30%	26%	23
Highest Education						
High school or less	29%	0%	7%	36%	29%	14
Technical school/Some college	14%	18%	18%	14%	36%	28
College graduate	15%	19%	13%	20%	33%	75
Postgraduate work	19%	13%	12%	27%	29%	77
Children in HH						
Yes	22%	8%	15%	15%	40%	65
No	15%	18%	12%	27%	27%	124
Votes in Town Elections						
Never/occasionally Vote	24%	14%	5%	10%	48%	21
Usually Vote	13%	9%	16%	23%	39%	64
Always Vote	19%	19%	12%	26%	24%	108
Distance to Work						
0 miles	8%	24%	24%	32%	13%	38
1 to 10 miles	27%	12%	12%	8%	42%	26
10 to 25 miles	21%	11%	9%	24%	35%	66
25 to 40 miles	15%	12%	0%	31%	42%	26
40+ miles	6%	25%	6%	25%	38%	16
Years in Mont Vernon						
5 years or less	19%	13%	13%	19%	35%	31
6 to 15 years	21%	16%	11%	21%	31%	62
16 to 25 years	23%	14%	9%	23%	32%	44
More than 25 years	9%	13%	18%	29%	31%	55
Years in New Hampshire						
5 years or less	0%	27%	0%	36%	36%	11
6 to 15 years	14%	14%	16%	24%	32%	37
16 to 25 years	29%	19%	19%	13%	19%	31
More than 25 years	17%	13%	12%	24%	35%	112

Q4a: Please indicate how high a priority you place on each of the possible goals/activities for Mont Vernon: Improving the affordability of housing

	Not A Priority	Low Priority	Medium Priority	High Priority	Very High Priority	Number Responding
All Mont Vernon Adults	26%	20%	27%	16%	11%	195
Sex of Respondent						
Male	33%	23%	23%	14%	9%	80
Female	21%	21%	28%	15%	15%	72
Age of Respondent						
18 to 39	24%	41%	18%	0%	18%	17
40 to 49	19%	21%	29%	21%	10%	48
50 to 59	35%	19%	21%	12%	12%	57
60 to 69	24%	6%	33%	21%	15%	33
70 or older	18%	14%	32%	32%	5%	22
Highest Education						
High school or less	7%	29%	7%	29%	29%	14
Technical school/Some college	21%	7%	36%	25%	11%	28
College graduate	25%	24%	25%	14%	12%	76
Postgraduate work	32%	20%	27%	12%	8%	74
Children in HH						
Yes	30%	21%	24%	14%	11%	66
No	23%	19%	28%	18%	11%	124
Votes in Town Elections						
Never/occasionally Vote	29%	29%	19%	5%	19%	21
Usually Vote	18%	15%	26%	24%	18%	62
Always Vote	30%	21%	28%	15%	6%	110
Distance to Work						
0 miles	30%	16%	24%	22%	8%	37
1 to 10 miles	22%	22%	30%	19%	7%	27
10 to 25 miles	25%	22%	25%	12%	15%	67
25 to 40 miles	28%	16%	20%	24%	12%	25
40+ miles	18%	24%	24%	18%	18%	17
Years in Mont Vernon						
5 years or less	19%	38%	22%	16%	6%	32
6 to 15 years	32%	25%	24%	10%	10%	63
16 to 25 years	29%	5%	36%	17%	14%	42
More than 25 years	22%	13%	25%	25%	15%	55
Years in New Hampshire						
5 years or less	8%	50%	17%	17%	8%	12
6 to 15 years	30%	30%	30%	3%	8%	37
16 to 25 years	32%	19%	16%	29%	3%	31
More than 25 years	25%	13%	29%	18%	15%	111

Q4b: Please indicate how high a priority you place on each of the possible goals/activities for Mont Vernon: Controlling local property taxes

	Not A Priority	Low Priority	Medium Priority	High Priority	Very High Priority	Number Responding
All Mont Vernon Adults	1%	2%	14%	18%	66%	200
Sex of Respondent						
Male	0%	1%	13%	19%	66%	83
Female	1%	1%	18%	19%	60%	73
Age of Respondent						
18 to 39	0%	0%	12%	12%	76%	17
40 to 49	0%	0%	18%	12%	70%	50
50 to 59	2%	2%	14%	17%	66%	58
60 to 69	0%	3%	15%	12%	70%	33
70 or older	0%	4%	8%	29%	58%	24
Highest Education						
High school or less	0%	0%	7%	14%	79%	14
Technical school/Some college	0%	0%	14%	21%	66%	29
College graduate	0%	3%	13%	16%	69%	77
Postgraduate work	3%	1%	17%	21%	59%	78
Children in HH						
Yes	3%	2%	14%	12%	70%	66
No	0%	2%	15%	20%	64%	128
Votes in Town Elections						
Never/occasionally Vote	0%	0%	14%	14%	71%	21
Usually Vote	0%	0%	14%	17%	69%	65
Always Vote	2%	3%	14%	20%	62%	112
Distance to Work						
0 miles	0%	0%	8%	13%	80%	40
1 to 10 miles	0%	0%	33%	19%	48%	27
10 to 25 miles	0%	0%	13%	15%	72%	67
25 to 40 miles	8%	0%	12%	12%	69%	26
40+ miles	0%	12%	12%	24%	53%	17
Years in Mont Vernon						
5 years or less	0%	0%	9%	16%	75%	32
6 to 15 years	3%	3%	14%	15%	65%	66
16 to 25 years	0%	0%	28%	16%	56%	43
More than 25 years	0%	2%	7%	23%	68%	56
Years in New Hampshire						
5 years or less	0%	0%	8%	8%	83%	12
6 to 15 years	5%	5%	13%	10%	67%	39
16 to 25 years	0%	0%	25%	25%	50%	32
More than 25 years	0%	1%	12%	19%	67%	113

Q4c: Please indicate how high a priority you place on each of the possible goals/activities for Mont Vernon: Improving educational system

	Not A Priority	Low Priority	Medium Priority	High Priority	Very High Priority	Number Responding
All Mont Vernon Adults	10%	11%	37%	23%	19%	187
Sex of Respondent						
Male	12%	19%	34%	21%	14%	77
Female	10%	3%	26%	29%	32%	69
Age of Respondent						
18 to 39	0%	6%	18%	24%	53%	17
40 to 49	2%	6%	32%	38%	21%	47
50 to 59	13%	19%	34%	15%	19%	53
60 to 69	19%	3%	55%	13%	10%	31
70 or older	14%	14%	32%	32%	9%	22
Highest Education						
High school or less	21%	7%	14%	14%	43%	14
Technical school/Some college	17%	9%	35%	22%	17%	23
College graduate	7%	12%	37%	27%	16%	73
Postgraduate work	9%	12%	42%	19%	18%	74
Children in HH						
Yes	5%	3%	31%	28%	34%	65
No	14%	16%	41%	18%	11%	116
Votes in Town Elections						
Never/occasionally Vote	18%	6%	24%	24%	29%	17
Usually Vote	7%	7%	44%	23%	20%	61
Always Vote	11%	15%	35%	22%	17%	107
Distance to Work						
0 miles	13%	5%	42%	21%	18%	38
1 to 10 miles	8%	4%	42%	31%	15%	26
10 to 25 miles	9%	15%	35%	23%	17%	65
25 to 40 miles	9%	13%	26%	17%	35%	23
40+ miles	7%	20%	47%	13%	13%	15
Years in Mont Vernon						
5 years or less	3%	7%	34%	31%	24%	29
6 to 15 years	13%	13%	29%	24%	22%	63
16 to 25 years	10%	13%	40%	23%	15%	40
More than 25 years	12%	10%	48%	15%	15%	52
Years in New Hampshire						
5 years or less	9%	18%	27%	27%	18%	11
6 to 15 years	11%	14%	32%	19%	24%	37
16 to 25 years	7%	7%	37%	27%	23%	30
More than 25 years	11%	11%	39%	22%	16%	105

Q5a: How concerned are you about the following factors with regard to growth in Mont Vernon: Too rapid increases in required Town services

	Not at all Concerned	Not Very Concerned	Somewhat Concerned	Very Concerned	Number Responding
All Mont Vernon Adults	4%	21%	39%	36%	194
Sex of Respondent					
Male	1%	26%	40%	33%	82
Female	7%	19%	38%	35%	68
Age of Respondent					
18 to 39	0%	44%	25%	31%	16
40 to 49	8%	18%	50%	24%	50
50 to 59	4%	21%	36%	39%	56
60 to 69	3%	19%	42%	35%	31
70 or older	4%	9%	43%	43%	23
Highest Education					
High school or less	8%	8%	31%	54%	13
Technical school/Some college	0%	21%	36%	43%	28
College graduate	5%	24%	45%	26%	76
Postgraduate work	4%	20%	35%	41%	74
Children in HH					
Yes	6%	31%	37%	26%	65
No	3%	16%	42%	38%	123
Votes in Town Elections					
Never/occasionally Vote	0%	30%	25%	45%	20
Usually Vote	5%	23%	40%	32%	62
Always Vote	5%	18%	42%	35%	110
Distance to Work					
0 miles	8%	19%	49%	24%	37
1 to 10 miles	11%	19%	26%	44%	27
10 to 25 miles	1%	25%	39%	34%	67
25 to 40 miles	0%	16%	48%	36%	25
40+ miles	0%	6%	44%	50%	16
Years in Mont Vernon					
5 years or less	3%	30%	47%	20%	30
6 to 15 years	6%	22%	35%	37%	65
16 to 25 years	0%	26%	38%	36%	42
More than 25 years	6%	11%	41%	43%	54
Years in New Hampshire					
5 years or less	0%	33%	58%	8%	12
6 to 15 years	11%	29%	34%	26%	38
16 to 25 years	0%	17%	33%	50%	30
More than 25 years	4%	18%	40%	38%	110

Q5b: How concerned are you about the following factors with regard to growth in Mont Vernon: Future water needs of the Town

	Not at all Concerned	Not Very Concerned	Somewhat Concerned	Very Concerned	Number Responding
All Mont Vernon Adults	18%	31%	25%	26%	193
Sex of Respondent					
Male	16%	38%	27%	20%	82
Female	19%	25%	24%	32%	68
Age of Respondent					
18 to 39	12%	53%	18%	18%	17
40 to 49	23%	21%	35%	21%	48
50 to 59	15%	33%	28%	24%	54
60 to 69	18%	33%	18%	30%	33
70 or older	17%	33%	13%	38%	24
Highest Education					
High school or less	14%	7%	36%	43%	14
Technical school/Some college	7%	33%	26%	33%	27
College graduate	26%	30%	30%	15%	74
Postgraduate work	16%	36%	17%	31%	75
Children in HH					
Yes	17%	38%	30%	16%	64
No	17%	28%	23%	31%	124
Votes in Town Elections					
Never/occasionally Vote	29%	14%	14%	43%	21
Usually Vote	20%	32%	32%	17%	60
Always Vote	15%	34%	23%	28%	110
Distance to Work					
0 miles	22%	41%	14%	24%	37
1 to 10 miles	19%	15%	35%	31%	26
10 to 25 miles	17%	29%	33%	21%	66
25 to 40 miles	24%	32%	32%	12%	25
40+ miles	6%	31%	6%	56%	16
Years in Mont Vernon					
5 years or less	10%	41%	31%	17%	29
6 to 15 years	22%	36%	20%	22%	64
16 to 25 years	10%	25%	43%	23%	40
More than 25 years	23%	23%	16%	39%	57
Years in New Hampshire					
5 years or less	25%	50%	8%	17%	12
6 to 15 years	24%	37%	24%	16%	38
16 to 25 years	10%	24%	31%	34%	29
More than 25 years	18%	28%	25%	29%	110

Q5c: How concerned are you about the following factors with regard to growth in Mont Vernon: The need to balance Town budget against tax rate

	Not at all Concerned	Not Very Concerned	Somewhat Concerned	Very Concerned	Number Responding
All Mont Vernon Adults	1%	4%	23%	72%	201
Sex of Respondent					
Male	0%	2%	24%	73%	83
Female	4%	3%	27%	66%	74
Age of Respondent					
18 to 39	0%	0%	18%	82%	17
40 to 49	0%	8%	27%	65%	51
50 to 59	2%	2%	28%	69%	58
60 to 69	0%	0%	24%	76%	33
70 or older	4%	4%	13%	79%	24
Highest Education					
High school or less	7%	0%	7%	86%	14
Technical school/Some college	3%	3%	17%	76%	29
College graduate	0%	5%	26%	69%	78
Postgraduate work	1%	4%	25%	70%	77
Children in HH					
Yes	1%	6%	27%	66%	67
No	2%	3%	22%	73%	128
Votes in Town Elections					
Never/occasionally Vote	0%	0%	24%	76%	21
Usually Vote	0%	2%	27%	71%	66
Always Vote	3%	6%	21%	71%	112
Distance to Work					
0 miles	3%	0%	21%	77%	39
1 to 10 miles	4%	7%	37%	52%	27
10 to 25 miles	0%	3%	19%	78%	69
25 to 40 miles	4%	8%	15%	73%	26
40+ miles	0%	12%	24%	65%	17
Years in Mont Vernon					
5 years or less	0%	0%	16%	84%	32
6 to 15 years	3%	9%	29%	59%	66
16 to 25 years	0%	2%	35%	63%	43
More than 25 years	2%	2%	12%	84%	57
Years in New Hampshire					
5 years or less	0%	0%	25%	75%	12
6 to 15 years	3%	13%	28%	56%	39
16 to 25 years	0%	3%	19%	78%	32
More than 25 years	2%	2%	23%	74%	114

Q5d: How concerned are you about the following factors with regard to growth in Mont Vernon: Loss of open space

	Not at all Concerned	Not Very Concerned	Somewhat Concerned	Very Concerned	Number Responding
All Mont Vernon Adults	6%	21%	29%	45%	199
Sex of Respondent					
Male	5%	23%	31%	41%	83
Female	7%	15%	27%	51%	73
Age of Respondent					
18 to 39	0%	35%	29%	35%	17
40 to 49	2%	26%	28%	44%	50
50 to 59	3%	17%	31%	49%	59
60 to 69	12%	18%	30%	39%	33
70 or older	9%	17%	30%	43%	23
Highest Education					
High school or less	7%	14%	29%	50%	14
Technical school/Some college	7%	7%	39%	46%	28
College graduate	7%	26%	29%	38%	76
Postgraduate work	5%	21%	24%	50%	78
Children in HH					
Yes	3%	27%	26%	44%	66
No	8%	17%	30%	45%	127
Votes in Town Elections					
Never/occasionally Vote	5%	24%	24%	48%	21
Usually Vote	6%	27%	38%	30%	64
Always Vote	6%	17%	24%	53%	112
Distance to Work					
0 miles	8%	21%	29%	42%	38
1 to 10 miles	11%	21%	14%	54%	28
10 to 25 miles	4%	21%	37%	38%	68
25 to 40 miles	8%	27%	27%	38%	26
40+ miles	6%	18%	24%	53%	17
Years in Mont Vernon					
5 years or less	0%	38%	38%	25%	32
6 to 15 years	8%	23%	23%	47%	66
16 to 25 years	10%	17%	29%	45%	42
More than 25 years	5%	13%	29%	54%	56
Years in New Hampshire					
5 years or less	0%	33%	58%	8%	12
6 to 15 years	5%	33%	23%	38%	39
16 to 25 years	6%	16%	16%	63%	32
More than 25 years	7%	17%	30%	46%	112

Q5e: How concerned are you about the following factors with regard to growth in Mont Vernon: Too rapid increase in school enrollment

	Not at all Concerned	Not Very Concerned	Somewhat Concerned	Very Concerned	Number Responding
All Mont Vernon Adults	6%	32%	31%	32%	196
Sex of Respondent					
Male	2%	34%	33%	30%	82
Female	9%	33%	30%	29%	70
Age of Respondent					
18 to 39	0%	35%	47%	18%	17
40 to 49	8%	37%	35%	20%	49
50 to 59	2%	40%	24%	35%	55
60 to 69	9%	21%	27%	42%	33
70 or older	8%	21%	42%	29%	24
Highest Education					
High school or less	14%	0%	36%	50%	14
Technical school/Some college	0%	30%	30%	41%	27
College graduate	8%	36%	32%	25%	76
Postgraduate work	4%	37%	29%	30%	76
Children in HH					
Yes	5%	48%	30%	17%	66
No	6%	24%	31%	38%	125
Votes in Town Elections					
Never/occasionally Vote	5%	14%	38%	43%	21
Usually Vote	5%	41%	32%	22%	63
Always Vote	6%	31%	27%	35%	110
Distance to Work					
0 miles	5%	21%	34%	39%	38
1 to 10 miles	7%	22%	33%	37%	27
10 to 25 miles	4%	46%	21%	28%	67
25 to 40 miles	12%	20%	32%	36%	25
40+ miles	0%	38%	44%	19%	16
Years in Mont Vernon					
5 years or less	7%	37%	27%	30%	30
6 to 15 years	6%	41%	31%	22%	64
16 to 25 years	0%	31%	33%	36%	42
More than 25 years	9%	23%	28%	40%	57
Years in New Hampshire					
5 years or less	17%	33%	17%	33%	12
6 to 15 years	10%	51%	28%	10%	39
16 to 25 years	0%	29%	29%	43%	28
More than 25 years	4%	27%	33%	35%	113

Q5f: How concerned are you about the following factors with regard to growth in Mont Vernon: Existing character/flavor of the Town

	Not at all Concerned	Not Very Concerned	Somewhat Concerned	Very Concerned	Number Responding
All Mont Vernon Adults	6%	16%	33%	46%	200
Sex of Respondent					
Male	7%	18%	36%	39%	83
Female	8%	15%	29%	48%	73
Age of Respondent					
18 to 39	6%	12%	53%	29%	17
40 to 49	2%	24%	31%	43%	51
50 to 59	3%	19%	28%	50%	58
60 to 69	12%	9%	45%	33%	33
70 or older	5%	5%	32%	59%	22
Highest Education					
High school or less	8%	8%	8%	77%	13
Technical school/Some college	10%	7%	45%	38%	29
College graduate	6%	18%	29%	47%	77
Postgraduate work	4%	18%	36%	42%	78
Children in HH					
Yes	3%	27%	31%	39%	67
No	8%	10%	35%	46%	127
Votes in Town Elections					
Never/occasionally Vote	5%	24%	33%	38%	21
Usually Vote	9%	18%	33%	39%	66
Always Vote	5%	13%	33%	50%	111
Distance to Work					
0 miles	3%	10%	38%	49%	39
1 to 10 miles	15%	22%	7%	56%	27
10 to 25 miles	7%	16%	40%	37%	70
25 to 40 miles	4%	23%	42%	31%	26
40+ miles	0%	12%	29%	59%	17
Years in Mont Vernon					
5 years or less	3%	24%	45%	27%	33
6 to 15 years	3%	17%	36%	44%	66
16 to 25 years	12%	16%	28%	44%	43
More than 25 years	7%	9%	25%	58%	55
Years in New Hampshire					
5 years or less	0%	25%	50%	25%	12
6 to 15 years	5%	23%	43%	30%	40
16 to 25 years	3%	9%	28%	59%	32
More than 25 years	8%	14%	29%	48%	112

Q5g: How concerned are you about the following factors with regard to growth in Mont Vernon: Increase burden on emergency services

	Not at all Concerned	Not Very Concerned	Somewhat Concerned	Very Concerned	Number Responding
All Mont Vernon Adults	7%	26%	39%	28%	198
Sex of Respondent					
Male	6%	28%	43%	22%	81
Female	7%	22%	39%	32%	72
Age of Respondent					
18 to 39	0%	35%	47%	18%	17
40 to 49	4%	30%	40%	26%	50
50 to 59	9%	23%	39%	30%	57
60 to 69	9%	22%	53%	16%	32
70 or older	9%	17%	39%	35%	23
Highest Education					
High school or less	7%	7%	29%	57%	14
Technical school/Some college	4%	29%	39%	29%	28
College graduate	8%	30%	40%	22%	77
Postgraduate work	7%	22%	41%	30%	76
Children in HH					
Yes	6%	31%	37%	25%	67
No	7%	22%	42%	29%	126
Votes in Town Elections					
Never/occasionally Vote	5%	24%	38%	33%	21
Usually Vote	5%	26%	42%	28%	65
Always Vote	8%	25%	38%	28%	110
Distance to Work					
0 miles	5%	30%	38%	27%	37
1 to 10 miles	7%	33%	22%	37%	27
10 to 25 miles	6%	23%	45%	26%	69
25 to 40 miles	12%	23%	46%	19%	26
40+ miles	6%	13%	56%	25%	16
Years in Mont Vernon					
5 years or less	0%	34%	50%	16%	32
6 to 15 years	8%	29%	34%	29%	65
16 to 25 years	5%	15%	59%	22%	41
More than 25 years	11%	25%	26%	39%	57
Years in New Hampshire					
5 years or less	0%	33%	58%	8%	12
6 to 15 years	10%	40%	30%	20%	40
16 to 25 years	0%	14%	48%	38%	29
More than 25 years	8%	23%	39%	30%	113

Q5h: How concerned are you about the following factors with regard to growth in Mont Vernon: Preserving historical sites/buildings

	Not at all Concerned	Not Very Concerned	Somewhat Concerned	Very Concerned	Number Responding
All Mont Vernon Adults	7%	20%	41%	32%	194
Sex of Respondent					
Male	8%	23%	46%	24%	80
Female	7%	20%	37%	36%	70
Age of Respondent					
18 to 39	6%	25%	31%	38%	16
40 to 49	6%	20%	50%	24%	50
50 to 59	4%	21%	41%	34%	56
60 to 69	13%	13%	37%	37%	30
70 or older	9%	26%	39%	26%	23
Highest Education					
High school or less	8%	0%	67%	25%	12
Technical school/Some college	10%	14%	34%	41%	29
College graduate	7%	28%	35%	31%	75
Postgraduate work	7%	19%	43%	32%	75
Children in HH					
Yes	3%	15%	54%	28%	65
No	10%	24%	33%	33%	123
Votes in Town Elections					
Never/occasionally Vote	16%	26%	26%	32%	19
Usually Vote	3%	24%	44%	29%	63
Always Vote	8%	17%	41%	34%	110
Distance to Work					
0 miles	8%	22%	39%	31%	36
1 to 10 miles	4%	19%	46%	31%	26
10 to 25 miles	6%	23%	41%	30%	69
25 to 40 miles	4%	24%	52%	20%	25
40+ miles	13%	19%	25%	44%	16
Years in Mont Vernon					
5 years or less	0%	22%	47%	31%	32
6 to 15 years	8%	23%	34%	34%	64
16 to 25 years	10%	25%	43%	23%	40
More than 25 years	7%	13%	44%	36%	55
Years in New Hampshire					
5 years or less	0%	25%	42%	33%	12
6 to 15 years	11%	24%	37%	29%	38
16 to 25 years	10%	23%	33%	33%	30
More than 25 years	5%	18%	45%	32%	110

Q6a: Please indicate how high a priority you place on each of the possible goals/activities for Mont Vernon's natural resources:
Protecting stream quality and drinking water supplies

	Not A Priority	Low Priority	Medium Priority	High Priority	Very High Priority	Number Responding
All Mont Vernon Adults	2%	6%	14%	24%	54%	203
Sex of Respondent						
Male	1%	6%	18%	34%	41%	83
Female	4%	4%	7%	15%	70%	74
Age of Respondent						
18 to 39	0%	12%	12%	18%	59%	17
40 to 49	6%	4%	20%	29%	41%	51
50 to 59	0%	5%	10%	24%	61%	59
60 to 69	0%	3%	24%	15%	59%	34
70 or older	4%	4%	9%	30%	52%	23
Highest Education						
High school or less	7%	0%	0%	0%	93%	14
Technical school/Some college	0%	0%	7%	28%	66%	29
College graduate	4%	6%	23%	24%	42%	78
Postgraduate work	0%	9%	11%	24%	56%	79
Children in HH						
Yes	1%	4%	19%	25%	49%	67
No	2%	7%	12%	24%	56%	130
Votes in Town Elections						
Never/occasionally Vote	0%	5%	10%	14%	71%	21
Usually Vote	3%	3%	20%	26%	48%	66
Always Vote	2%	8%	12%	25%	54%	114
Distance to Work						
0 miles	8%	8%	15%	20%	50%	40
1 to 10 miles	0%	7%	18%	11%	64%	28
10 to 25 miles	1%	3%	17%	23%	56%	70
25 to 40 miles	0%	12%	16%	36%	36%	25
40+ miles	0%	6%	6%	41%	47%	17
Years in Mont Vernon						
5 years or less	0%	3%	12%	24%	61%	33
6 to 15 years	4%	12%	15%	25%	43%	67
16 to 25 years	0%	2%	16%	23%	59%	44
More than 25 years	2%	4%	14%	21%	59%	56
Years in New Hampshire						
5 years or less	0%	0%	8%	25%	67%	12
6 to 15 years	5%	15%	17%	24%	39%	41
16 to 25 years	3%	6%	6%	22%	63%	32
More than 25 years	1%	4%	17%	23%	56%	114

Q6b: Please indicate how high a priority you place on each of the possible goals/activities for Mont Vernon's natural resources:
Preserving open spaces -- fields, forests, & farms

	Not A Priority	Low Priority	Medium Priority	High Priority	Very High Priority	Number Responding
All Mont Vernon Adults	3%	8%	23%	29%	37%	203
Sex of Respondent						
Male	2%	11%	26%	32%	29%	84
Female	3%	9%	14%	27%	47%	74
Age of Respondent						
18 to 39	0%	0%	35%	18%	47%	17
40 to 49	2%	8%	31%	27%	31%	51
50 to 59	2%	12%	17%	27%	42%	59
60 to 69	0%	12%	24%	21%	44%	34
70 or older	9%	0%	17%	52%	22%	23
Highest Education						
High school or less	7%	7%	7%	43%	36%	14
Technical school/Some college	4%	4%	29%	25%	39%	28
College graduate	4%	10%	29%	26%	31%	78
Postgraduate work	1%	8%	18%	30%	44%	80
Children in HH						
Yes	0%	6%	30%	24%	40%	67
No	5%	10%	20%	31%	35%	130
Votes in Town Elections						
Never/occasionally Vote	0%	0%	29%	33%	38%	21
Usually Vote	0%	15%	26%	32%	27%	66
Always Vote	5%	6%	21%	25%	42%	114
Distance to Work						
0 miles	5%	5%	28%	33%	30%	40
1 to 10 miles	4%	11%	18%	18%	50%	28
10 to 25 miles	1%	10%	21%	33%	34%	70
25 to 40 miles	4%	12%	31%	19%	35%	26
40+ miles	6%	6%	24%	24%	41%	17
Years in Mont Vernon						
5 years or less	0%	6%	36%	24%	33%	33
6 to 15 years	3%	10%	22%	27%	37%	67
16 to 25 years	2%	14%	18%	30%	36%	44
More than 25 years	5%	4%	21%	30%	39%	56
Years in New Hampshire						
5 years or less	0%	8%	25%	33%	33%	12
6 to 15 years	2%	12%	27%	27%	32%	41
16 to 25 years	0%	9%	16%	34%	41%	32
More than 25 years	4%	7%	25%	25%	39%	114

Q6c: Please indicate how high a priority you place on each of the possible goals/activities for Mont Vernon's natural resources:
Protecting wetlands

	Not A Priority	Low Priority	Medium Priority	High Priority	Very High Priority	Number Responding
All Mont Vernon Adults	2%	12%	25%	23%	38%	204
Sex of Respondent						
Male	4%	14%	27%	25%	30%	84
Female	3%	11%	18%	20%	49%	74
Age of Respondent						
18 to 39	0%	24%	24%	12%	41%	17
40 to 49	4%	14%	41%	16%	25%	51
50 to 59	3%	10%	17%	24%	46%	59
60 to 69	0%	12%	21%	18%	50%	34
70 or older	4%	4%	21%	38%	33%	24
Highest Education						
High school or less	7%	7%	0%	43%	43%	14
Technical school/Some college	0%	10%	21%	17%	52%	29
College graduate	4%	15%	32%	19%	29%	78
Postgraduate work	1%	9%	24%	26%	40%	80
Children in HH						
Yes	1%	15%	31%	16%	36%	67
No	3%	11%	21%	26%	39%	131
Votes in Town Elections						
Never/occasionally Vote	0%	5%	29%	24%	43%	21
Usually Vote	5%	11%	30%	21%	33%	66
Always Vote	2%	14%	22%	24%	38%	115
Distance to Work						
0 miles	10%	8%	23%	23%	38%	40
1 to 10 miles	0%	7%	29%	18%	46%	28
10 to 25 miles	1%	14%	27%	20%	37%	70
25 to 40 miles	0%	12%	38%	23%	27%	26
40+ miles	0%	24%	18%	35%	24%	17
Years in Mont Vernon						
5 years or less	0%	18%	24%	21%	36%	33
6 to 15 years	3%	16%	30%	16%	34%	67
16 to 25 years	2%	7%	27%	18%	45%	44
More than 25 years	4%	7%	19%	33%	37%	57
Years in New Hampshire						
5 years or less	0%	17%	17%	25%	42%	12
6 to 15 years	5%	20%	27%	17%	32%	41
16 to 25 years	0%	9%	22%	28%	41%	32
More than 25 years	3%	10%	27%	23%	38%	115

Q6d: Please indicate how high a priority you place on each of the possible goals/activities for Mont Vernon's natural resources:
Protecting wildlife habitat

	Not A Priority	Low Priority	Medium Priority	High Priority	Very High Priority	Number Responding
All Mont Vernon Adults	2%	8%	19%	33%	38%	204
Sex of Respondent						
Male	1%	8%	19%	42%	30%	84
Female	3%	8%	12%	30%	47%	74
Age of Respondent						
18 to 39	0%	0%	41%	18%	41%	17
40 to 49	2%	12%	29%	24%	33%	51
50 to 59	2%	7%	10%	36%	46%	59
60 to 69	3%	9%	6%	41%	41%	34
70 or older	8%	8%	17%	38%	29%	24
Highest Education						
High school or less	7%	0%	7%	43%	43%	14
Technical school/Some college	0%	7%	17%	21%	55%	29
College graduate	4%	9%	27%	26%	35%	78
Postgraduate work	1%	8%	14%	44%	34%	80
Children in HH						
Yes	1%	3%	30%	27%	39%	67
No	3%	10%	13%	37%	37%	131
Votes in Town Elections						
Never/occasionally Vote	0%	0%	14%	43%	43%	21
Usually Vote	2%	9%	23%	35%	32%	66
Always Vote	3%	9%	18%	30%	40%	115
Distance to Work						
0 miles	8%	8%	20%	35%	30%	40
1 to 10 miles	0%	4%	25%	18%	54%	28
10 to 25 miles	1%	9%	19%	31%	40%	70
25 to 40 miles	0%	12%	27%	35%	27%	26
40+ miles	0%	18%	12%	35%	35%	17
Years in Mont Vernon						
5 years or less	0%	0%	36%	18%	45%	33
6 to 15 years	3%	15%	18%	27%	37%	67
16 to 25 years	2%	9%	14%	36%	39%	44
More than 25 years	4%	4%	14%	46%	33%	57
Years in New Hampshire						
5 years or less	0%	0%	33%	8%	58%	12
6 to 15 years	5%	12%	20%	24%	39%	41
16 to 25 years	0%	13%	13%	38%	38%	32
More than 25 years	3%	6%	20%	37%	35%	115

Q6e: Please indicate how high a priority you place on each of the possible goals/activities for Mont Vernon's natural resources:
Protecting views of hills and mountainsides

	Not A Priority	Low Priority	Medium Priority	High Priority	Very High Priority	Number Responding
All Mont Vernon Adults	4%	12%	23%	27%	33%	204
Sex of Respondent						
Male	4%	14%	25%	29%	29%	84
Female	5%	9%	19%	24%	42%	74
Age of Respondent						
18 to 39	6%	6%	12%	35%	41%	17
40 to 49	2%	8%	29%	24%	37%	51
50 to 59	3%	12%	20%	29%	36%	59
60 to 69	9%	9%	29%	18%	35%	34
70 or older	8%	21%	25%	29%	17%	24
Highest Education						
High school or less	7%	14%	29%	0%	50%	14
Technical school/Some college	3%	17%	21%	17%	41%	29
College graduate	6%	6%	26%	32%	29%	78
Postgraduate work	3%	16%	19%	30%	33%	80
Children in HH						
Yes	3%	12%	21%	25%	39%	67
No	5%	13%	24%	26%	31%	131
Votes in Town Elections						
Never/occasionally Vote	5%	0%	19%	29%	48%	21
Usually Vote	3%	11%	30%	33%	23%	66
Always Vote	5%	15%	20%	23%	37%	115
Distance to Work						
0 miles	10%	10%	25%	25%	30%	40
1 to 10 miles	4%	11%	18%	25%	43%	28
10 to 25 miles	3%	9%	29%	24%	36%	70
25 to 40 miles	0%	15%	31%	23%	31%	26
40+ miles	6%	29%	0%	29%	35%	17
Years in Mont Vernon						
5 years or less	3%	12%	18%	21%	45%	33
6 to 15 years	1%	15%	16%	31%	36%	67
16 to 25 years	7%	14%	32%	20%	27%	44
More than 25 years	7%	9%	28%	26%	30%	57
Years in New Hampshire						
5 years or less	8%	8%	33%	8%	42%	12
6 to 15 years	2%	12%	20%	32%	34%	41
16 to 25 years	3%	13%	22%	25%	38%	32
More than 25 years	5%	13%	24%	26%	31%	115

Q7a: What is your opinion of the following methods for guiding and managing growth, and assisting with added diversity of housing, in Mont Vernon?
Permit increased residential density in the Town center and other built up areas

	Strongly Oppose	Oppose Somewhat	Neutral	Favor Somewhat	Stongly Favor	Number Responding
All Mont Vernon Adults	29%	22%	17%	24%	9%	198
Sex of Respondent						
Male	25%	20%	19%	25%	12%	81
Female	33%	25%	15%	21%	7%	73
Age of Respondent						
18 to 39	18%	35%	41%	6%	0%	17
40 to 49	20%	18%	22%	35%	4%	49
50 to 59	40%	21%	12%	19%	7%	57
60 to 69	21%	18%	15%	21%	26%	34
70 or older	38%	33%	4%	21%	4%	24
Highest Education						
High school or less	57%	14%	14%	14%	0%	14
Technical school/Some college	33%	19%	22%	22%	4%	27
College graduate	23%	29%	15%	24%	9%	75
Postgraduate work	28%	16%	16%	28%	11%	79
Children in HH						
Yes	25%	20%	26%	23%	6%	65
No	30%	23%	13%	23%	10%	128
Votes in Town Elections						
Never/occasionally Vote	28%	6%	39%	22%	6%	18
Usually Vote	26%	26%	17%	18%	14%	66
Always Vote	30%	21%	13%	29%	6%	112
Distance to Work						
0 miles	28%	28%	20%	20%	5%	40
1 to 10 miles	37%	22%	11%	19%	11%	27
10 to 25 miles	29%	23%	14%	21%	14%	66
25 to 40 miles	15%	12%	19%	46%	8%	26
40+ miles	29%	18%	29%	18%	6%	17
Years in Mont Vernon						
5 years or less	10%	35%	32%	23%	0%	31
6 to 15 years	28%	17%	20%	27%	8%	64
16 to 25 years	32%	20%	7%	30%	11%	44
More than 25 years	36%	20%	13%	20%	13%	56
Years in New Hampshire						
5 years or less	9%	45%	18%	27%	0%	11
6 to 15 years	21%	26%	28%	23%	3%	39
16 to 25 years	26%	16%	16%	32%	10%	31
More than 25 years	35%	19%	12%	23%	12%	113

Q7b: What is your opinion of the following methods for guiding and managing growth, and assisting with added diversity of housing, in Mont Vernon?
Promote the creation of village centers or clusters for higher density residential and commercial development

	Strongly Oppose	Oppose Somewhat	Neutral	Favor Somewhat	Stongly Favor	Number Responding
All Mont Vernon Adults	29%	16%	13%	29%	15%	200
Sex of Respondent						
Male	28%	14%	15%	28%	15%	81
Female	32%	15%	12%	27%	14%	73
Age of Respondent						
18 to 39	29%	24%	18%	18%	12%	17
40 to 49	20%	18%	16%	40%	6%	50
50 to 59	36%	15%	8%	29%	12%	59
60 to 69	19%	6%	9%	25%	41%	32
70 or older	35%	26%	13%	17%	9%	23
Highest Education						
High school or less	50%	14%	29%	0%	7%	14
Technical school/Some college	25%	14%	14%	25%	21%	28
College graduate	29%	18%	9%	34%	10%	77
Postgraduate work	26%	15%	12%	29%	18%	78
Children in HH						
Yes	24%	15%	17%	33%	11%	66
No	30%	17%	11%	25%	17%	128
Votes in Town Elections						
Never/occasionally Vote	25%	20%	15%	25%	15%	20
Usually Vote	23%	17%	15%	26%	20%	66
Always Vote	32%	14%	11%	31%	12%	112
Distance to Work						
0 miles	27%	11%	16%	32%	14%	37
1 to 10 miles	29%	25%	7%	21%	18%	28
10 to 25 miles	28%	14%	9%	30%	19%	69
25 to 40 miles	23%	15%	15%	38%	8%	26
40+ miles	29%	6%	12%	35%	18%	17
Years in Mont Vernon						
5 years or less	16%	13%	22%	34%	16%	32
6 to 15 years	24%	15%	16%	36%	9%	67
16 to 25 years	30%	11%	2%	36%	20%	44
More than 25 years	39%	22%	11%	11%	17%	54
Years in New Hampshire						
5 years or less	25%	0%	17%	33%	25%	12
6 to 15 years	20%	23%	23%	23%	13%	40
16 to 25 years	25%	13%	9%	47%	6%	32
More than 25 years	32%	16%	9%	26%	17%	112

Q7c: What is your opinion of the following methods for guiding and managing growth, and assisting with added diversity of housing, in Mont Vernon?
Permit smaller single-family building lots as a bonus for creating affordable housing

	Strongly Oppose	Oppose Somewhat	Neutral	Favor Somewhat	Stongly Favor	Number Responding
All Mont Vernon Adults	35%	17%	12%	26%	9%	198
Sex of Respondent						
Male	35%	17%	13%	26%	9%	82
Female	37%	13%	11%	28%	11%	71
Age of Respondent						
18 to 39	35%	35%	6%	18%	6%	17
40 to 49	22%	18%	14%	38%	8%	50
50 to 59	41%	16%	16%	22%	5%	58
60 to 69	34%	9%	6%	25%	25%	32
70 or older	50%	13%	17%	17%	4%	24
Highest Education						
High school or less	50%	0%	21%	21%	7%	14
Technical school/Some college	31%	14%	10%	38%	7%	29
College graduate	33%	26%	7%	26%	8%	76
Postgraduate work	38%	12%	17%	21%	12%	76
Children in HH						
Yes	35%	17%	17%	24%	8%	66
No	36%	17%	10%	27%	10%	126
Votes in Town Elections						
Never/occasionally Vote	35%	25%	15%	15%	10%	20
Usually Vote	31%	17%	8%	31%	14%	65
Always Vote	39%	16%	14%	25%	6%	111
Distance to Work						
0 miles	39%	13%	5%	37%	5%	38
1 to 10 miles	37%	22%	7%	26%	7%	27
10 to 25 miles	31%	21%	9%	25%	15%	68
25 to 40 miles	28%	16%	24%	24%	8%	25
40+ miles	41%	18%	12%	18%	12%	17
Years in Mont Vernon						
5 years or less	25%	19%	19%	34%	3%	32
6 to 15 years	33%	20%	15%	24%	8%	66
16 to 25 years	43%	12%	7%	29%	10%	42
More than 25 years	38%	16%	9%	22%	15%	55
Years in New Hampshire						
5 years or less	33%	8%	25%	33%	0%	12
6 to 15 years	31%	26%	18%	21%	5%	39
16 to 25 years	35%	16%	10%	32%	6%	31
More than 25 years	37%	15%	10%	26%	12%	113

Q7d: What is your opinion of the following methods for guiding and managing growth, and assisting with added diversity of housing, in Mont Vernon?
Permit duplexes

	Strongly Oppose	Oppose Somewhat	Neutral	Favor Somewhat	Stongly Favor	Number Responding
All Mont Vernon Adults	38%	21%	13%	17%	10%	201
Sex of Respondent						
Male	37%	19%	12%	19%	12%	83
Female	40%	14%	16%	19%	11%	73
Age of Respondent						
18 to 39	65%	18%	6%	6%	6%	17
40 to 49	34%	26%	14%	20%	6%	50
50 to 59	40%	24%	10%	17%	9%	58
60 to 69	30%	12%	9%	21%	27%	33
70 or older	42%	4%	33%	17%	4%	24
Highest Education						
High school or less	29%	14%	29%	29%	0%	14
Technical school/Some college	24%	21%	17%	31%	7%	29
College graduate	47%	26%	8%	9%	10%	77
Postgraduate work	37%	19%	13%	18%	13%	78
Children in HH						
Yes	44%	18%	8%	21%	9%	66
No	35%	23%	16%	16%	10%	129
Votes in Town Elections						
Never/occasionally Vote	55%	30%	10%	0%	5%	20
Usually Vote	38%	17%	12%	17%	17%	66
Always Vote	35%	23%	14%	20%	7%	113
Distance to Work						
0 miles	41%	10%	15%	28%	5%	39
1 to 10 miles	41%	30%	11%	7%	11%	27
10 to 25 miles	39%	17%	9%	20%	14%	69
25 to 40 miles	23%	23%	27%	15%	12%	26
40+ miles	41%	35%	12%	6%	6%	17
Years in Mont Vernon						
5 years or less	44%	13%	19%	22%	3%	32
6 to 15 years	44%	26%	6%	17%	8%	66
16 to 25 years	30%	16%	18%	18%	18%	44
More than 25 years	36%	23%	16%	14%	11%	56
Years in New Hampshire						
5 years or less	25%	17%	33%	25%	0%	12
6 to 15 years	51%	26%	5%	13%	5%	39
16 to 25 years	41%	9%	16%	28%	6%	32
More than 25 years	34%	23%	14%	15%	14%	114

Q7e: What is your opinion of the following methods for guiding and managing growth, and assisting with added diversity of housing, in Mont Vernon?
Permit apartments

	Strongly Oppose	Oppose Somewhat	Neutral	Favor Somewhat	Stongly Favor	Number Responding
All Mont Vernon Adults	42%	19%	14%	17%	8%	195
Sex of Respondent						
Male	42%	15%	14%	20%	10%	81
Female	46%	14%	14%	17%	9%	70
Age of Respondent						
18 to 39	76%	12%	6%	6%	0%	17
40 to 49	43%	22%	10%	20%	4%	49
50 to 59	45%	18%	15%	18%	4%	55
60 to 69	33%	18%	9%	15%	24%	33
70 or older	26%	17%	26%	17%	13%	23
Highest Education						
High school or less	38%	15%	15%	23%	8%	13
Technical school/Some college	25%	29%	25%	18%	4%	28
College graduate	48%	21%	8%	15%	8%	75
Postgraduate work	43%	16%	14%	17%	9%	76
Children in HH						
Yes	54%	19%	10%	13%	5%	63
No	36%	21%	16%	19%	9%	126
Votes in Town Elections						
Never/occasionally Vote	55%	25%	15%	0%	5%	20
Usually Vote	48%	16%	13%	13%	11%	64
Always Vote	35%	21%	15%	23%	6%	110
Distance to Work						
0 miles	40%	25%	8%	25%	3%	40
1 to 10 miles	48%	24%	16%	8%	4%	25
10 to 25 miles	46%	15%	13%	13%	12%	67
25 to 40 miles	28%	24%	16%	20%	12%	25
40+ miles	41%	18%	18%	24%	0%	17
Years in Mont Vernon						
5 years or less	47%	22%	22%	9%	0%	32
6 to 15 years	52%	21%	8%	11%	7%	61
16 to 25 years	32%	16%	11%	32%	9%	44
More than 25 years	35%	18%	18%	16%	13%	55
Years in New Hampshire						
5 years or less	33%	33%	25%	8%	0%	12
6 to 15 years	61%	25%	8%	3%	3%	36
16 to 25 years	39%	10%	13%	32%	6%	31
More than 25 years	38%	18%	15%	19%	11%	112

Q7f: What is your opinion of the following methods for guiding and managing growth, and assisting with added diversity of housing, in Mont Vernon?
Permit mixed-use development (Single-family, multi-family and commercial uses in one development)

	Strongly Oppose	Oppose Somewhat	Neutral	Favor Somewhat	Stongly Favor	Number Responding
All Mont Vernon Adults	38%	21%	15%	14%	11%	198
Sex of Respondent						
Male	34%	22%	13%	17%	14%	83
Female	49%	11%	20%	11%	9%	70
Age of Respondent						
18 to 39	71%	18%	6%	6%	0%	17
40 to 49	36%	28%	16%	14%	6%	50
50 to 59	43%	18%	13%	14%	13%	56
60 to 69	33%	12%	6%	24%	24%	33
70 or older	21%	29%	25%	17%	8%	24
Highest Education						
High school or less	43%	14%	36%	0%	7%	14
Technical school/Some college	24%	17%	24%	21%	14%	29
College graduate	43%	26%	9%	13%	9%	77
Postgraduate work	39%	19%	15%	15%	13%	75
Children in HH						
Yes	44%	23%	13%	11%	9%	64
No	34%	20%	17%	16%	12%	128
Votes in Town Elections						
Never/occasionally Vote	55%	20%	15%	0%	10%	20
Usually Vote	35%	20%	15%	11%	18%	65
Always Vote	37%	22%	15%	19%	7%	111
Distance to Work						
0 miles	36%	21%	15%	23%	5%	39
1 to 10 miles	52%	11%	7%	19%	11%	27
10 to 25 miles	41%	21%	11%	12%	15%	66
25 to 40 miles	27%	31%	31%	4%	8%	26
40+ miles	35%	18%	18%	0%	29%	17
Years in Mont Vernon						
5 years or less	38%	25%	25%	13%	0%	32
6 to 15 years	47%	27%	8%	6%	13%	64
16 to 25 years	33%	16%	14%	23%	14%	43
More than 25 years	34%	14%	20%	18%	14%	56
Years in New Hampshire						
5 years or less	8%	17%	50%	25%	0%	12
6 to 15 years	49%	35%	8%	0%	8%	37
16 to 25 years	48%	16%	10%	13%	13%	31
More than 25 years	35%	18%	15%	18%	13%	114

Q8a: What is your opinion on the following additions to Mont Vernon? Expand Village School to include K-8

	Strongly Oppose	Oppose Somewhat	Neutral	Favor Somewhat	Stongly Favor	Number Responding
All Mont Vernon Adults	40%	12%	19%	19%	10%	186
Sex of Respondent						
Male	37%	10%	19%	23%	10%	78
Female	39%	6%	18%	24%	13%	67
Age of Respondent						
18 to 39	29%	0%	12%	35%	24%	17
40 to 49	39%	9%	24%	15%	13%	46
50 to 59	41%	10%	20%	24%	6%	51
60 to 69	47%	20%	13%	7%	13%	30
70 or older	38%	13%	25%	25%	0%	24
Highest Education						
High school or less	21%	0%	36%	29%	14%	14
Technical school/Some college	27%	15%	23%	19%	15%	26
College graduate	47%	14%	13%	16%	10%	70
Postgraduate work	42%	10%	19%	21%	8%	73
Children in HH						
Yes	40%	6%	18%	18%	17%	65
No	41%	14%	20%	20%	6%	116
Votes in Town Elections						
Never/occasionally Vote	42%	5%	21%	16%	16%	19
Usually Vote	33%	11%	23%	23%	10%	61
Always Vote	44%	13%	15%	17%	10%	104
Distance to Work						
0 miles	38%	12%	15%	26%	9%	34
1 to 10 miles	35%	19%	15%	23%	8%	26
10 to 25 miles	39%	6%	23%	17%	15%	66
25 to 40 miles	52%	13%	17%	9%	9%	23
40+ miles	47%	13%	7%	20%	13%	15
Years in Mont Vernon						
5 years or less	27%	4%	23%	31%	15%	26
6 to 15 years	51%	7%	15%	15%	12%	59
16 to 25 years	35%	14%	21%	14%	16%	43
More than 25 years	38%	18%	20%	22%	2%	55
Years in New Hampshire						
5 years or less	33%	11%	33%	11%	11%	9
6 to 15 years	58%	3%	8%	17%	14%	36
16 to 25 years	35%	8%	27%	19%	12%	26
More than 25 years	36%	16%	20%	19%	9%	111

Q8b: What is your opinion on the following additions to Mont Vernon? New municipal building

	Strongly Oppose	Oppose Somewhat	Neutral	Favor Somewhat	Stongly Favor	Number Responding
All Mont Vernon Adults	39%	19%	26%	13%	4%	197
Sex of Respondent						
Male	42%	18%	23%	12%	5%	83
Female	26%	21%	33%	17%	3%	72
Age of Respondent						
18 to 39	12%	18%	35%	29%	6%	17
40 to 49	35%	12%	27%	20%	6%	51
50 to 59	43%	25%	14%	14%	4%	56
60 to 69	53%	9%	34%	3%	0%	32
70 or older	35%	26%	30%	9%	0%	23
Highest Education						
High school or less	36%	29%	14%	21%	0%	14
Technical school/Some college	30%	15%	41%	11%	4%	27
College graduate	40%	21%	21%	14%	5%	78
Postgraduate work	41%	17%	28%	11%	3%	75
Children in HH						
Yes	37%	16%	21%	21%	4%	67
No	40%	20%	28%	9%	3%	124
Votes in Town Elections						
Never/occasionally Vote	45%	10%	30%	10%	5%	20
Usually Vote	31%	32%	20%	14%	3%	65
Always Vote	42%	12%	29%	14%	4%	110
Distance to Work						
0 miles	38%	19%	30%	11%	3%	37
1 to 10 miles	30%	26%	22%	15%	7%	27
10 to 25 miles	45%	16%	24%	12%	3%	67
25 to 40 miles	42%	19%	15%	19%	4%	26
40+ miles	24%	24%	35%	18%	0%	17
Years in Mont Vernon						
5 years or less	31%	9%	28%	25%	6%	32
6 to 15 years	37%	18%	26%	15%	3%	65
16 to 25 years	45%	26%	26%	0%	2%	42
More than 25 years	40%	18%	24%	15%	4%	55
Years in New Hampshire						
5 years or less	50%	0%	25%	25%	0%	12
6 to 15 years	38%	23%	23%	8%	8%	39
16 to 25 years	38%	19%	31%	9%	3%	32
More than 25 years	38%	18%	25%	15%	3%	110

Q8c: What is your opinion on the following additions to Mont Vernon? New library

	Strongly Oppose	Oppose Somewhat	Neutral	Favor Somewhat	Stongly Favor	Number Responding
All Mont Vernon Adults	36%	14%	12%	15%	25%	200
Sex of Respondent						
Male	43%	12%	13%	10%	22%	83
Female	26%	12%	12%	19%	30%	73
Age of Respondent						
18 to 39	18%	24%	6%	29%	24%	17
40 to 49	36%	12%	18%	22%	12%	50
50 to 59	49%	12%	11%	5%	23%	57
60 to 69	32%	12%	12%	15%	29%	34
70 or older	29%	13%	0%	17%	42%	24
Highest Education						
High school or less	29%	36%	14%	14%	7%	14
Technical school/Some college	43%	7%	11%	18%	21%	28
College graduate	36%	12%	14%	16%	22%	77
Postgraduate work	33%	14%	9%	13%	31%	78
Children in HH						
Yes	33%	14%	14%	15%	24%	66
No	36%	14%	10%	14%	26%	128
Votes in Town Elections						
Never/occasionally Vote	48%	10%	10%	24%	10%	21
Usually Vote	38%	15%	11%	9%	26%	65
Always Vote	31%	13%	13%	17%	27%	112
Distance to Work						
0 miles	28%	15%	10%	10%	38%	40
1 to 10 miles	41%	7%	11%	11%	30%	27
10 to 25 miles	41%	15%	18%	10%	16%	68
25 to 40 miles	38%	12%	8%	23%	19%	26
40+ miles	25%	13%	13%	19%	31%	16
Years in Mont Vernon						
5 years or less	17%	13%	17%	27%	27%	30
6 to 15 years	39%	11%	12%	11%	27%	66
16 to 25 years	55%	14%	7%	7%	18%	44
More than 25 years	25%	18%	12%	19%	26%	57
Years in New Hampshire						
5 years or less	17%	0%	17%	25%	42%	12
6 to 15 years	38%	10%	5%	15%	31%	39
16 to 25 years	45%	6%	19%	10%	19%	31
More than 25 years	33%	17%	11%	16%	23%	114

Q8d: What is your opinion on the following additions to Mont Vernon? Upgrading existing municipal buildings

	Strongly Oppose	Oppose Somewhat	Neutral	Favor Somewhat	Stongly Favor	Number Responding
All Mont Vernon Adults	9%	13%	26%	36%	17%	199
Sex of Respondent						
Male	8%	18%	28%	36%	10%	83
Female	7%	10%	25%	36%	23%	73
Age of Respondent						
18 to 39	12%	0%	24%	29%	35%	17
40 to 49	6%	14%	33%	31%	16%	51
50 to 59	11%	18%	18%	40%	14%	57
60 to 69	6%	13%	31%	25%	25%	32
70 or older	4%	13%	29%	50%	4%	24
Highest Education						
High school or less	14%	29%	0%	57%	0%	14
Technical school/Some college	14%	3%	21%	45%	17%	29
College graduate	8%	12%	29%	32%	19%	78
Postgraduate work	7%	13%	31%	32%	17%	75
Children in HH						
Yes	9%	12%	25%	30%	24%	67
No	8%	13%	26%	40%	13%	126
Votes in Town Elections						
Never/occasionally Vote	25%	10%	40%	15%	10%	20
Usually Vote	5%	15%	29%	38%	14%	66
Always Vote	8%	11%	23%	39%	20%	111
Distance to Work						
0 miles	3%	13%	21%	47%	16%	38
1 to 10 miles	7%	11%	26%	44%	11%	27
10 to 25 miles	12%	12%	34%	28%	15%	68
25 to 40 miles	4%	23%	19%	31%	23%	26
40+ miles	6%	6%	29%	29%	29%	17
Years in Mont Vernon						
5 years or less	6%	3%	25%	31%	34%	32
6 to 15 years	12%	11%	29%	34%	14%	65
16 to 25 years	5%	12%	30%	42%	12%	43
More than 25 years	9%	21%	21%	34%	14%	56
Years in New Hampshire						
5 years or less	17%	8%	25%	8%	42%	12
6 to 15 years	10%	8%	28%	33%	21%	39
16 to 25 years	6%	13%	38%	31%	13%	32
More than 25 years	8%	14%	23%	40%	14%	112

Q12a: Please indicate how high a priority you place on each of the possible goals/activities for Mont Vernon: Improve road conditions

	Not A Priority	Low Priority	Medium Priority	High Priority	Very High Priority	Number Responding
All Mont Vernon Adults	5%	10%	47%	28%	11%	200
Sex of Respondent						
Male	4%	11%	48%	25%	12%	83
Female	7%	9%	45%	32%	7%	74
Age of Respondent						
18 to 39	6%	6%	53%	24%	12%	17
40 to 49	0%	10%	41%	37%	12%	51
50 to 59	9%	10%	43%	31%	7%	58
60 to 69	3%	12%	55%	21%	9%	33
70 or older	9%	9%	61%	17%	4%	23
Highest Education						
High school or less	7%	14%	21%	43%	14%	14
Technical school/Some college	7%	4%	61%	18%	11%	28
College graduate	1%	9%	50%	28%	12%	78
Postgraduate work	8%	10%	44%	29%	9%	78
Children in HH						
Yes	4%	7%	39%	37%	12%	67
No	5%	11%	51%	23%	10%	128
Votes in Town Elections						
Never/occasionally Vote	5%	5%	33%	29%	29%	21
Usually Vote	0%	9%	50%	32%	9%	66
Always Vote	8%	10%	48%	26%	8%	112
Distance to Work						
0 miles	13%	3%	56%	28%	0%	39
1 to 10 miles	4%	15%	44%	26%	11%	27
10 to 25 miles	1%	11%	49%	26%	13%	70
25 to 40 miles	8%	8%	23%	38%	23%	26
40+ miles	6%	12%	53%	24%	6%	17
Years in Mont Vernon						
5 years or less	3%	9%	42%	27%	18%	33
6 to 15 years	5%	9%	45%	32%	9%	66
16 to 25 years	7%	5%	53%	28%	7%	43
More than 25 years	5%	14%	45%	25%	11%	56
Years in New Hampshire						
5 years or less	0%	8%	42%	8%	42%	12
6 to 15 years	3%	13%	50%	28%	8%	40
16 to 25 years	9%	0%	56%	28%	6%	32
More than 25 years	5%	12%	42%	31%	10%	113

Q12b: Please indicate how high a priority you place on each of the possible goals/activities for Mont Vernon: Create connected pedestrian walkways

	Not A Priority	Low Priority	Medium Priority	High Priority	Very High Priority	Number Responding
All Mont Vernon Adults	25%	32%	21%	14%	9%	199
Sex of Respondent						
Male	30%	27%	24%	10%	9%	82
Female	20%	34%	20%	16%	9%	74
Age of Respondent						
18 to 39	6%	29%	29%	24%	12%	17
40 to 49	27%	35%	18%	14%	6%	51
50 to 59	33%	23%	23%	11%	11%	57
60 to 69	18%	53%	6%	15%	9%	34
70 or older	26%	30%	30%	9%	4%	23
Highest Education						
High school or less	21%	29%	29%	21%	0%	14
Technical school/Some college	23%	38%	15%	23%	0%	26
College graduate	23%	36%	21%	10%	10%	78
Postgraduate work	28%	28%	20%	13%	11%	79
Children in HH						
Yes	19%	30%	19%	16%	15%	67
No	28%	34%	21%	12%	6%	127
Votes in Town Elections						
Never/occasionally Vote	42%	16%	21%	11%	11%	19
Usually Vote	12%	32%	29%	14%	12%	65
Always Vote	30%	34%	16%	14%	6%	114
Distance to Work						
0 miles	10%	48%	18%	20%	5%	40
1 to 10 miles	18%	32%	29%	18%	4%	28
10 to 25 miles	30%	30%	14%	12%	13%	69
25 to 40 miles	35%	19%	23%	12%	12%	26
40+ miles	31%	25%	25%	6%	13%	16
Years in Mont Vernon						
5 years or less	19%	25%	31%	16%	9%	32
6 to 15 years	30%	24%	20%	14%	12%	66
16 to 25 years	20%	45%	14%	11%	9%	44
More than 25 years	27%	35%	22%	13%	4%	55
Years in New Hampshire						
5 years or less	17%	8%	25%	42%	8%	12
6 to 15 years	22%	27%	15%	22%	15%	41
16 to 25 years	39%	16%	32%	10%	3%	31
More than 25 years	23%	41%	19%	9%	8%	112

Q12c: Please indicate how high a priority you place on each of the possible goals/activities for Mont Vernon: Pave gravel/dirt roads

	Not A Priority	Low Priority	Medium Priority	High Priority	Very High Priority	Number Responding
All Mont Vernon Adults	35%	32%	16%	12%	6%	199
Sex of Respondent						
Male	40%	34%	12%	12%	2%	83
Female	36%	26%	21%	10%	8%	73
Age of Respondent						
18 to 39	47%	18%	12%	18%	6%	17
40 to 49	31%	37%	10%	18%	4%	51
50 to 59	37%	35%	18%	5%	5%	57
60 to 69	42%	33%	15%	3%	6%	33
70 or older	26%	26%	30%	17%	0%	23
Highest Education						
High school or less	36%	7%	29%	29%	0%	14
Technical school/Some college	33%	26%	26%	7%	7%	27
College graduate	31%	35%	17%	10%	8%	78
Postgraduate work	40%	36%	9%	12%	4%	78
Children in HH						
Yes	30%	39%	13%	12%	6%	67
No	38%	28%	18%	11%	6%	127
Votes in Town Elections						
Never/occasionally Vote	43%	29%	19%	5%	5%	21
Usually Vote	26%	31%	18%	17%	8%	65
Always Vote	39%	32%	14%	10%	4%	112
Distance to Work						
0 miles	26%	36%	28%	8%	3%	39
1 to 10 miles	37%	15%	19%	15%	15%	27
10 to 25 miles	41%	31%	13%	10%	4%	70
25 to 40 miles	38%	31%	4%	23%	4%	26
40+ miles	44%	25%	13%	13%	6%	16
Years in Mont Vernon						
5 years or less	19%	41%	13%	25%	3%	32
6 to 15 years	35%	32%	17%	8%	9%	66
16 to 25 years	42%	35%	9%	9%	5%	43
More than 25 years	39%	23%	23%	11%	4%	56
Years in New Hampshire						
5 years or less	8%	67%	0%	17%	8%	12
6 to 15 years	33%	33%	13%	13%	10%	40
16 to 25 years	26%	35%	19%	16%	3%	31
More than 25 years	40%	27%	19%	10%	4%	113

Q12d: Please indicate how high a priority you place on each of the possible goals/activities for Mont Vernon: Eliminate construction of new private roads

	Not A Priority	Low Priority	Medium Priority	High Priority	Very High Priority	Number Responding
All Mont Vernon Adults	28%	29%	21%	9%	14%	175
Sex of Respondent						
Male	37%	30%	14%	6%	13%	70
Female	15%	35%	24%	11%	15%	66
Age of Respondent						
18 to 39	27%	33%	20%	13%	7%	15
40 to 49	26%	37%	19%	9%	9%	43
50 to 59	22%	25%	24%	8%	22%	51
60 to 69	48%	17%	10%	7%	17%	29
70 or older	25%	30%	30%	5%	10%	20
Highest Education						
High school or less	36%	14%	14%	21%	14%	14
Technical school/Some college	32%	41%	14%	9%	5%	22
College graduate	28%	19%	30%	6%	16%	67
Postgraduate work	26%	36%	16%	9%	14%	70
Children in HH						
Yes	24%	31%	25%	7%	14%	59
No	31%	28%	19%	9%	14%	111
Votes in Town Elections						
Never/occasionally Vote	40%	27%	13%	7%	13%	15
Usually Vote	21%	36%	21%	11%	11%	56
Always Vote	30%	24%	22%	8%	16%	103
Distance to Work						
0 miles	37%	23%	26%	9%	6%	35
1 to 10 miles	15%	26%	26%	15%	19%	27
10 to 25 miles	31%	28%	17%	9%	16%	58
25 to 40 miles	29%	29%	25%	8%	8%	24
40+ miles	29%	14%	21%	7%	29%	14
Years in Mont Vernon						
5 years or less	36%	29%	21%	11%	4%	28
6 to 15 years	22%	29%	22%	10%	17%	59
16 to 25 years	23%	28%	26%	10%	13%	39
More than 25 years	36%	28%	15%	4%	17%	47
Years in New Hampshire						
5 years or less	27%	27%	36%	9%	0%	11
6 to 15 years	37%	20%	14%	9%	20%	35
16 to 25 years	21%	41%	21%	7%	10%	29
More than 25 years	28%	28%	22%	8%	14%	97

Q12e: Please indicate how high a priority you place on each of the possible goals/activities for Mont Vernon: Designate scenic roadways

	Not A Priority	Low Priority	Medium Priority	High Priority	Very High Priority	Number Responding
All Mont Vernon Adults	30%	24%	24%	12%	10%	191
Sex of Respondent						
Male	44%	26%	20%	5%	5%	81
Female	19%	25%	30%	13%	13%	69
Age of Respondent						
18 to 39	35%	24%	24%	12%	6%	17
40 to 49	34%	26%	19%	15%	6%	47
50 to 59	30%	30%	23%	5%	11%	56
60 to 69	29%	13%	19%	26%	13%	31
70 or older	14%	27%	45%	5%	9%	22
Highest Education						
High school or less	21%	36%	29%	0%	14%	14
Technical school/Some college	37%	7%	30%	22%	4%	27
College graduate	29%	22%	33%	13%	3%	72
Postgraduate work	30%	30%	12%	9%	18%	76
Children in HH						
Yes	30%	30%	16%	13%	11%	63
No	30%	21%	29%	10%	10%	124
Votes in Town Elections						
Never/occasionally Vote	52%	14%	19%	10%	5%	21
Usually Vote	28%	31%	25%	11%	5%	64
Always Vote	28%	21%	25%	12%	14%	105
Distance to Work						
0 miles	14%	24%	30%	16%	16%	37
1 to 10 miles	26%	22%	19%	15%	19%	27
10 to 25 miles	35%	24%	24%	9%	8%	66
25 to 40 miles	44%	20%	20%	8%	8%	25
40+ miles	44%	13%	38%	6%	0%	16
Years in Mont Vernon						
5 years or less	28%	25%	28%	16%	3%	32
6 to 15 years	34%	21%	18%	11%	15%	61
16 to 25 years	29%	29%	21%	12%	10%	42
More than 25 years	28%	22%	31%	9%	9%	54
Years in New Hampshire						
5 years or less	17%	25%	33%	25%	0%	12
6 to 15 years	35%	19%	19%	16%	11%	37
16 to 25 years	39%	19%	19%	10%	13%	31
More than 25 years	27%	28%	26%	9%	10%	108

Q12f: Please indicate how high a priority you place on each of the possible goals/activities for Mont Vernon: Encourage alternative energy creation in Mont Vernon

	Not A Priority	Low Priority	Medium Priority	High Priority	Very High Priority	Number Responding
All Mont Vernon Adults	17%	12%	23%	19%	29%	198
Sex of Respondent						
Male	27%	17%	22%	11%	24%	83
Female	11%	6%	18%	28%	37%	71
Age of Respondent						
18 to 39	18%	6%	18%	41%	18%	17
40 to 49	6%	14%	32%	16%	32%	50
50 to 59	22%	14%	19%	14%	32%	59
60 to 69	25%	9%	16%	19%	31%	32
70 or older	14%	9%	41%	14%	23%	22
Highest Education						
High school or less	7%	14%	29%	29%	21%	14
Technical school/Some college	14%	11%	18%	21%	36%	28
College graduate	17%	9%	29%	22%	22%	76
Postgraduate work	21%	14%	18%	13%	35%	78
Children in HH						
Yes	11%	14%	29%	18%	29%	66
No	20%	11%	20%	20%	28%	127
Votes in Town Elections						
Never/occasionally Vote	19%	10%	24%	14%	33%	21
Usually Vote	12%	12%	23%	22%	31%	65
Always Vote	20%	12%	23%	18%	27%	111
Distance to Work						
0 miles	15%	8%	23%	23%	31%	39
1 to 10 miles	7%	18%	32%	14%	29%	28
10 to 25 miles	18%	12%	18%	21%	32%	68
25 to 40 miles	15%	8%	31%	23%	23%	26
40+ miles	38%	19%	6%	6%	31%	16
Years in Mont Vernon						
5 years or less	13%	13%	16%	31%	28%	32
6 to 15 years	24%	9%	23%	15%	29%	66
16 to 25 years	16%	9%	20%	14%	41%	44
More than 25 years	13%	17%	28%	22%	20%	54
Years in New Hampshire						
5 years or less	18%	0%	27%	18%	36%	11
6 to 15 years	20%	10%	28%	20%	23%	40
16 to 25 years	25%	3%	16%	9%	47%	32
More than 25 years	14%	15%	23%	21%	26%	112

Q13a: Please rank the following aspects of the Mont Vernon Village School (K-6): Elementary school curriculum

	Poor	Fair	Good	Excellent	Number Responding
All Mont Vernon Adults	4%	14%	50%	32%	104
Sex of Respondent					
Male	2%	18%	36%	43%	44
Female	3%	14%	54%	30%	37
Age of Respondent					
18 to 39	0%	11%	44%	44%	9
40 to 49	6%	28%	38%	28%	32
50 to 59	0%	3%	45%	52%	29
60 to 69	6%	0%	76%	18%	17
70 or older	0%	29%	57%	14%	7
Highest Education					
High school or less	0%	17%	83%	0%	6
Technical school/Some college	9%	9%	45%	36%	11
College graduate	2%	20%	39%	39%	41
Postgraduate work	4%	11%	57%	28%	46
Children in HH					
Yes	4%	16%	44%	36%	55
No	2%	13%	58%	27%	45
Votes in Town Elections					
Never/occasionally Vote	20%	20%	40%	20%	5
Usually Vote	3%	17%	51%	29%	35
Always Vote	3%	13%	50%	34%	64
Distance to Work					
0 miles	0%	33%	33%	33%	15
1 to 10 miles	0%	12%	65%	24%	17
10 to 25 miles	3%	14%	38%	46%	37
25 to 40 miles	14%	7%	36%	43%	14
40+ miles	11%	22%	56%	11%	9
Years in Mont Vernon					
5 years or less	0%	21%	43%	36%	14
6 to 15 years	9%	19%	42%	30%	43
16 to 25 years	0%	0%	52%	48%	21
More than 25 years	0%	16%	64%	20%	25
Years in New Hampshire					
5 years or less	0%	29%	71%	0%	7
6 to 15 years	7%	19%	44%	30%	27
16 to 25 years	7%	0%	47%	47%	15
More than 25 years	2%	15%	52%	31%	54

Q13b: Please rank the following aspects of the Mont Vernon Village School (K-6): The ability of MVVS to meet the space needs of its students

	Poor	Fair	Good	Excellent	Number Responding
All Mont Vernon Adults	3%	14%	42%	41%	105
Sex of Respondent					
Male	0%	9%	49%	42%	45
Female	5%	22%	27%	46%	37
Age of Respondent					
18 to 39	0%	33%	44%	22%	9
40 to 49	0%	19%	41%	41%	32
50 to 59	3%	3%	34%	59%	32
60 to 69	0%	27%	47%	27%	15
70 or older	14%	0%	71%	14%	7
Highest Education					
High school or less	17%	33%	50%	0%	6
Technical school/Some college	0%	20%	60%	20%	10
College graduate	2%	11%	40%	47%	45
Postgraduate work	2%	14%	39%	45%	44
Children in HH					
Yes	2%	15%	38%	45%	53
No	4%	15%	46%	35%	48
Votes in Town Elections					
Never/occasionally Vote	0%	20%	80%	0%	5
Usually Vote	3%	18%	42%	36%	33
Always Vote	3%	12%	39%	46%	67
Distance to Work					
0 miles	0%	15%	38%	46%	13
1 to 10 miles	0%	29%	35%	35%	17
10 to 25 miles	0%	14%	35%	51%	37
25 to 40 miles	6%	6%	41%	47%	17
40+ miles	0%	0%	63%	38%	8
Years in Mont Vernon					
5 years or less	0%	0%	77%	23%	13
6 to 15 years	4%	18%	27%	51%	45
16 to 25 years	0%	15%	40%	45%	20
More than 25 years	4%	15%	50%	31%	26
Years in New Hampshire					
5 years or less	0%	0%	83%	17%	6
6 to 15 years	4%	22%	26%	48%	27
16 to 25 years	0%	6%	44%	50%	16
More than 25 years	4%	15%	44%	38%	55

Q13c: Please rank the following aspects of the Mont Vernon Village School (K-6): Building security

	Poor	Fair	Good	Excellent	Number Responding
All Mont Vernon Adults	7%	17%	47%	29%	102
Sex of Respondent					
Male	9%	14%	43%	34%	44
Female	6%	19%	50%	25%	36
Age of Respondent					
18 to 39	0%	38%	50%	13%	8
40 to 49	9%	16%	50%	25%	32
50 to 59	10%	13%	33%	43%	30
60 to 69	0%	23%	54%	23%	13
70 or older	0%	0%	75%	25%	8
Highest Education					
High school or less	0%	17%	83%	0%	6
Technical school/Some college	0%	0%	60%	40%	10
College graduate	10%	22%	39%	29%	41
Postgraduate work	7%	16%	47%	31%	45
Children in HH					
Yes	6%	22%	47%	25%	51
No	6%	13%	49%	32%	47
Votes in Town Elections					
Never/occasionally Vote	20%	0%	80%	0%	5
Usually Vote	3%	23%	58%	16%	31
Always Vote	8%	15%	39%	38%	66
Distance to Work					
0 miles	0%	8%	50%	42%	12
1 to 10 miles	6%	6%	50%	38%	16
10 to 25 miles	5%	22%	32%	41%	37
25 to 40 miles	13%	6%	63%	19%	16
40+ miles	13%	13%	63%	13%	8
Years in Mont Vernon					
5 years or less	8%	33%	33%	25%	12
6 to 15 years	5%	19%	44%	33%	43
16 to 25 years	5%	10%	45%	40%	20
More than 25 years	12%	12%	58%	19%	26
Years in New Hampshire					
5 years or less	0%	50%	50%	0%	6
6 to 15 years	4%	20%	48%	28%	25
16 to 25 years	6%	6%	47%	41%	17
More than 25 years	9%	15%	45%	30%	53

Q13d: Please rank the following aspects of the Mont Vernon Village School (K-6): Athletics program

	Poor	Fair	Good	Excellent	Number Responding
All Mont Vernon Adults	20%	30%	34%	17%	101
Sex of Respondent					
Male	20%	27%	33%	20%	45
Female	21%	41%	24%	15%	34
Age of Respondent					
18 to 39	44%	22%	11%	22%	9
40 to 49	31%	34%	31%	3%	32
50 to 59	7%	34%	34%	24%	29
60 to 69	14%	29%	36%	21%	14
70 or older	0%	29%	43%	29%	7
Highest Education					
High school or less	17%	50%	33%	0%	6
Technical school/Some college	0%	30%	50%	20%	10
College graduate	23%	36%	31%	10%	39
Postgraduate work	22%	22%	33%	24%	46
Children in HH					
Yes	34%	32%	23%	11%	53
No	5%	27%	43%	25%	44
Votes in Town Elections					
Never/occasionally Vote	60%	20%	20%	0%	5
Usually Vote	24%	36%	27%	12%	33
Always Vote	14%	27%	38%	21%	63
Distance to Work					
0 miles	15%	23%	38%	23%	13
1 to 10 miles	29%	29%	35%	6%	17
10 to 25 miles	17%	33%	28%	22%	36
25 to 40 miles	18%	18%	35%	29%	17
40+ miles	33%	0%	67%	0%	6
Years in Mont Vernon					
5 years or less	43%	14%	21%	21%	14
6 to 15 years	24%	36%	24%	17%	42
16 to 25 years	5%	23%	55%	18%	22
More than 25 years	14%	36%	36%	14%	22
Years in New Hampshire					
5 years or less	43%	14%	14%	29%	7
6 to 15 years	33%	29%	25%	13%	24
16 to 25 years	12%	29%	41%	18%	17
More than 25 years	13%	33%	37%	17%	52

Q14a: Currently the Town of Mont Vernon is joined with Amherst in the Souhegan district; please answer the following questions with that in mind. What is your opinion of the following features as they relate to the High School: Control of education spending

	Strongly Oppose	Oppose Somewhat	Neutral	Favor Somewhat	Stongly Favor	Number Responding
All Mont Vernon Adults	6%	8%	15%	18%	53%	158
Sex of Respondent						
Male	10%	7%	13%	15%	56%	61
Female	2%	10%	21%	26%	41%	58
Age of Respondent						
18 to 39	11%	0%	44%	33%	11%	9
40 to 49	5%	7%	22%	17%	49%	41
50 to 59	5%	7%	9%	19%	60%	43
60 to 69	10%	10%	14%	17%	48%	29
70 or older	5%	16%	5%	16%	58%	19
Highest Education						
High school or less	0%	17%	17%	0%	67%	12
Technical school/Some college	0%	0%	19%	14%	67%	21
College graduate	3%	5%	19%	18%	55%	62
Postgraduate work	11%	11%	10%	21%	46%	61
Children in HH						
Yes	9%	9%	25%	22%	35%	55
No	4%	7%	9%	17%	62%	98
Votes in Town Elections						
Never/occasionally Vote	8%	0%	33%	0%	58%	12
Usually Vote	4%	12%	10%	20%	54%	50
Always Vote	6%	6%	16%	20%	52%	95
Distance to Work						
0 miles	3%	3%	16%	19%	59%	32
1 to 10 miles	4%	13%	17%	26%	39%	23
10 to 25 miles	7%	11%	11%	19%	52%	54
25 to 40 miles	5%	0%	27%	18%	50%	22
40+ miles	11%	0%	11%	22%	56%	9
Years in Mont Vernon						
5 years or less	5%	10%	20%	20%	45%	20
6 to 15 years	7%	4%	24%	20%	45%	55
16 to 25 years	6%	9%	3%	18%	64%	33
More than 25 years	4%	10%	12%	16%	57%	49
Years in New Hampshire						
5 years or less	0%	0%	30%	30%	40%	10
6 to 15 years	7%	7%	25%	29%	32%	28
16 to 25 years	9%	4%	17%	17%	52%	23
More than 25 years	4%	9%	11%	15%	61%	95

Q14b: Currently the Town of Mont Vernon is joined with Amherst in the Souhegan district; please answer the following questions with that in mind. What is your opinion of the following features as they relate to the High School: Control over curriculum decisions

	Strongly Oppose	Oppose Somewhat	Neutral	Favor Somewhat	Stongly Favor	Number Responding
All Mont Vernon Adults	7%	8%	23%	32%	30%	148
Sex of Respondent						
Male	8%	7%	23%	31%	31%	61
Female	6%	13%	23%	34%	25%	53
Age of Respondent						
18 to 39	0%	0%	33%	67%	0%	9
40 to 49	8%	11%	19%	35%	27%	37
50 to 59	7%	7%	21%	36%	29%	42
60 to 69	12%	8%	16%	32%	32%	25
70 or older	6%	17%	33%	11%	33%	18
Highest Education						
High school or less	0%	18%	27%	27%	27%	11
Technical school/Some college	0%	0%	32%	32%	37%	19
College graduate	5%	9%	21%	32%	32%	56
Postgraduate work	11%	8%	21%	33%	26%	61
Children in HH						
Yes	9%	11%	20%	36%	24%	55
No	6%	7%	24%	31%	33%	89
Votes in Town Elections						
Never/occasionally Vote	8%	0%	33%	17%	42%	12
Usually Vote	9%	13%	13%	36%	30%	47
Always Vote	6%	7%	27%	32%	28%	88
Distance to Work						
0 miles	3%	7%	28%	28%	34%	29
1 to 10 miles	14%	10%	19%	33%	24%	21
10 to 25 miles	6%	8%	25%	29%	33%	52
25 to 40 miles	5%	5%	15%	45%	30%	20
40+ miles	11%	0%	22%	33%	33%	9
Years in Mont Vernon						
5 years or less	0%	13%	19%	38%	31%	16
6 to 15 years	8%	4%	28%	36%	25%	53
16 to 25 years	10%	13%	6%	32%	39%	31
More than 25 years	6%	9%	28%	28%	30%	47
Years in New Hampshire						
5 years or less	0%	0%	43%	43%	14%	7
6 to 15 years	7%	4%	37%	41%	11%	27
16 to 25 years	5%	14%	19%	33%	29%	21
More than 25 years	8%	9%	18%	30%	36%	91

Q14c: Currently the Town of Mont Vernon is joined with Amherst in the Souhegan district; please answer the following questions with that in mind. What is your opinion of the following features as they relate to the High School: Vocational/Technical program

	Strongly Oppose	Oppose Somewhat	Neutral	Favor Somewhat	Stongly Favor	Number Responding
All Mont Vernon Adults	6%	3%	28%	35%	28%	143
Sex of Respondent						
Male	5%	3%	28%	38%	26%	58
Female	4%	2%	30%	33%	31%	54
Age of Respondent						
18 to 39	11%	0%	33%	33%	22%	9
40 to 49	11%	3%	31%	44%	11%	36
50 to 59	0%	5%	29%	36%	31%	42
60 to 69	4%	4%	17%	26%	48%	23
70 or older	6%	6%	29%	35%	24%	17
Highest Education						
High school or less	10%	10%	40%	30%	10%	10
Technical school/Some college	6%	0%	44%	28%	22%	18
College graduate	2%	4%	25%	33%	36%	55
Postgraduate work	8%	3%	24%	39%	25%	59
Children in HH						
Yes	7%	6%	30%	39%	19%	54
No	4%	2%	26%	34%	34%	85
Votes in Town Elections						
Never/occasionally Vote	8%	0%	33%	17%	42%	12
Usually Vote	2%	9%	18%	43%	27%	44
Always Vote	7%	1%	32%	33%	26%	87
Distance to Work						
0 miles	4%	7%	29%	32%	29%	28
1 to 10 miles	10%	5%	15%	40%	30%	20
10 to 25 miles	6%	4%	37%	27%	27%	52
25 to 40 miles	5%	0%	11%	58%	26%	19
40+ miles	11%	0%	22%	33%	33%	9
Years in Mont Vernon						
5 years or less	0%	0%	38%	25%	38%	16
6 to 15 years	8%	4%	29%	43%	16%	51
16 to 25 years	3%	7%	27%	30%	33%	30
More than 25 years	7%	2%	22%	33%	36%	45
Years in New Hampshire						
5 years or less	0%	0%	57%	14%	29%	7
6 to 15 years	7%	4%	33%	48%	7%	27
16 to 25 years	14%	0%	36%	27%	23%	22
More than 25 years	4%	5%	22%	34%	35%	85

Q14d: Currently the Town of Mont Vernon is joined with Amherst in the Souhegan district; please answer the following questions with that in mind. What is your opinion of the following features as they relate to the High School: Advanced Placement program

	Strongly Oppose	Oppose Somewhat	Neutral	Favor Somewhat	Stongly Favor	Number Responding
All Mont Vernon Adults	2%	3%	20%	32%	43%	147
Sex of Respondent						
Male	2%	2%	20%	34%	42%	59
Female	0%	5%	18%	28%	49%	57
Age of Respondent						
18 to 39	0%	0%	11%	22%	67%	9
40 to 49	3%	3%	18%	32%	45%	38
50 to 59	0%	0%	14%	37%	49%	43
60 to 69	5%	5%	27%	27%	36%	22
70 or older	0%	11%	28%	33%	28%	18
Highest Education						
High school or less	0%	9%	45%	27%	18%	11
Technical school/Some college	5%	5%	32%	32%	26%	19
College graduate	0%	4%	16%	35%	45%	55
Postgraduate work	3%	2%	13%	31%	51%	61
Children in HH						
Yes	0%	2%	12%	28%	58%	57
No	3%	5%	26%	34%	33%	86
Votes in Town Elections						
Never/occasionally Vote	0%	0%	42%	0%	58%	12
Usually Vote	2%	4%	16%	44%	33%	45
Always Vote	2%	3%	19%	30%	45%	89
Distance to Work						
0 miles	0%	3%	23%	27%	47%	30
1 to 10 miles	5%	10%	19%	29%	38%	21
10 to 25 miles	4%	4%	23%	32%	38%	53
25 to 40 miles	0%	0%	11%	44%	44%	18
40+ miles	0%	0%	11%	22%	67%	9
Years in Mont Vernon						
5 years or less	0%	6%	11%	28%	56%	18
6 to 15 years	2%	4%	11%	35%	48%	54
16 to 25 years	3%	0%	31%	38%	28%	29
More than 25 years	2%	4%	27%	24%	42%	45
Years in New Hampshire						
5 years or less	0%	13%	25%	38%	25%	8
6 to 15 years	3%	3%	7%	33%	53%	30
16 to 25 years	0%	0%	14%	32%	55%	22
More than 25 years	2%	4%	26%	29%	39%	85

Q14e: Currently the Town of Mont Vernon is joined with Amherst in the Souhegan district; please answer the following questions with that in mind. What is your opinion of the following features as they relate to the High School: Variety of extracurricular activities

	Strongly Oppose	Oppose Somewhat	Neutral	Favor Somewhat	Stongly Favor	Number Responding
All Mont Vernon Adults	7%	7%	31%	26%	29%	149
Sex of Respondent						
Male	8%	7%	37%	27%	20%	59
Female	5%	5%	21%	29%	40%	58
Age of Respondent						
18 to 39	0%	11%	11%	22%	56%	9
40 to 49	5%	0%	18%	42%	34%	38
50 to 59	5%	9%	36%	30%	20%	44
60 to 69	14%	0%	36%	18%	32%	22
70 or older	11%	16%	53%	11%	11%	19
Highest Education						
High school or less	18%	18%	45%	9%	9%	11
Technical school/Some college	20%	10%	35%	30%	5%	20
College graduate	4%	2%	33%	28%	33%	57
Postgraduate work	5%	10%	23%	25%	37%	60
Children in HH						
Yes	2%	4%	18%	35%	42%	57
No	11%	10%	39%	20%	19%	88
Votes in Town Elections						
Never/occasionally Vote	15%	8%	31%	31%	15%	13
Usually Vote	6%	2%	28%	26%	38%	47
Always Vote	7%	10%	33%	24%	26%	88
Distance to Work						
0 miles	13%	6%	32%	19%	29%	31
1 to 10 miles	14%	5%	19%	24%	38%	21
10 to 25 miles	6%	7%	31%	31%	24%	54
25 to 40 miles	0%	17%	28%	22%	33%	18
40+ miles	0%	0%	33%	33%	33%	9
Years in Mont Vernon						
5 years or less	0%	0%	18%	18%	65%	17
6 to 15 years	2%	7%	31%	31%	29%	55
16 to 25 years	17%	10%	30%	27%	17%	30
More than 25 years	11%	9%	35%	22%	24%	46
Years in New Hampshire						
5 years or less	0%	0%	57%	0%	43%	7
6 to 15 years	0%	10%	27%	30%	33%	30
16 to 25 years	9%	5%	27%	23%	36%	22
More than 25 years	10%	8%	32%	26%	24%	88

Q14f: Currently the Town of Mont Vernon is joined with Amherst in the Souhegan district; please answer the following questions with that in mind. What is your opinion of the following features as they relate to the High School: Extracurricular activities available to students of all abilities

	Strongly Oppose	Oppose Somewhat	Neutral	Favor Somewhat	Stongly Favor	Number Responding
All Mont Vernon Adults	9%	9%	30%	28%	24%	149
Sex of Respondent						
Male	10%	14%	36%	22%	17%	58
Female	9%	4%	16%	33%	39%	57
Age of Respondent						
18 to 39	0%	22%	11%	22%	44%	9
40 to 49	8%	0%	25%	38%	30%	40
50 to 59	7%	9%	35%	33%	16%	43
60 to 69	19%	5%	29%	14%	33%	21
70 or older	11%	16%	47%	16%	11%	19
Highest Education						
High school or less	17%	17%	25%	25%	17%	12
Technical school/Some college	21%	11%	42%	21%	5%	19
College graduate	4%	5%	30%	32%	30%	57
Postgraduate work	10%	12%	27%	25%	27%	60
Children in HH						
Yes	5%	5%	21%	37%	32%	57
No	13%	13%	33%	23%	19%	88
Votes in Town Elections						
Never/occasionally Vote	17%	8%	33%	25%	17%	12
Usually Vote	6%	8%	27%	27%	31%	48
Always Vote	10%	10%	30%	28%	22%	88
Distance to Work						
0 miles	13%	7%	30%	30%	20%	30
1 to 10 miles	14%	9%	14%	41%	23%	22
10 to 25 miles	9%	13%	30%	23%	25%	53
25 to 40 miles	5%	11%	37%	16%	32%	19
40+ miles	0%	0%	56%	22%	22%	9
Years in Mont Vernon						
5 years or less	0%	0%	33%	17%	50%	18
6 to 15 years	5%	11%	31%	36%	16%	55
16 to 25 years	17%	13%	27%	27%	17%	30
More than 25 years	13%	9%	27%	22%	29%	45
Years in New Hampshire						
5 years or less	0%	0%	57%	14%	29%	7
6 to 15 years	3%	17%	27%	40%	13%	30
16 to 25 years	14%	0%	27%	23%	36%	22
More than 25 years	11%	10%	28%	26%	24%	88

Q14g: Currently the Town of Mont Vernon is joined with Amherst in the Souhegan district; please answer the following questions with that in mind. What is your opinion of the following features as they relate to the High School: Long-term (20+ year) solution

	Strongly Oppose	Oppose Somewhat	Neutral	Favor Somewhat	Stongly Favor	Number Responding
All Mont Vernon Adults	7%	8%	27%	24%	35%	120
Sex of Respondent						
Male	10%	8%	23%	21%	38%	48
Female	2%	2%	31%	27%	38%	45
Age of Respondent						
18 to 39	13%	0%	38%	13%	38%	8
40 to 49	9%	3%	24%	26%	38%	34
50 to 59	3%	9%	24%	29%	35%	34
60 to 69	12%	0%	29%	24%	35%	17
70 or older	0%	14%	29%	14%	43%	14
Highest Education						
High school or less	0%	11%	33%	33%	22%	9
Technical school/Some college	13%	13%	31%	13%	31%	16
College graduate	4%	4%	30%	23%	38%	47
Postgraduate work	8%	8%	21%	27%	35%	48
Children in HH						
Yes	4%	4%	22%	35%	35%	46
No	8%	10%	28%	18%	35%	71
Votes in Town Elections						
Never/occasionally Vote	13%	0%	50%	0%	38%	8
Usually Vote	3%	8%	24%	32%	34%	38
Always Vote	8%	8%	26%	23%	35%	74
Distance to Work						
0 miles	0%	9%	30%	17%	43%	23
1 to 10 miles	10%	5%	25%	35%	25%	20
10 to 25 miles	10%	5%	29%	24%	32%	41
25 to 40 miles	0%	20%	20%	33%	27%	15
40+ miles	22%	11%	22%	0%	44%	9
Years in Mont Vernon						
5 years or less	6%	0%	13%	25%	56%	16
6 to 15 years	9%	12%	23%	26%	30%	43
16 to 25 years	4%	4%	29%	29%	33%	24
More than 25 years	6%	8%	33%	19%	33%	36
Years in New Hampshire						
5 years or less	0%	0%	29%	14%	57%	7
6 to 15 years	6%	11%	17%	33%	33%	18
16 to 25 years	5%	5%	21%	16%	53%	19
More than 25 years	7%	8%	31%	26%	28%	74

Q16: I moved to/live in Mont Vernon because... (Check all that apply. Responses may add to more than 100 percent)

	Born Here	Affordable Housing	Visual Appearance	Tax Structure	Recreation	Job/ Employment	Location	Quality of Life	Schools	Other	Number Responding
All Mont Vernon Adults	4%	18%	46%	6%	9%	17%	54%	72%	33%	12%	199
Sex of Respondent											
Male	5%	14%	46%	5%	13%	13%	64%	75%	29%	14%	83
Female	1%	20%	48%	4%	6%	13%	51%	73%	42%	13%	71
Age of Respondent											
18 to 39	6%	25%	63%	13%	19%	13%	69%	75%	50%	6%	16
40 to 49	6%	20%	51%	4%	8%	20%	59%	78%	43%	12%	51
50 to 59	2%	14%	51%	5%	14%	14%	56%	75%	37%	10%	59
60 to 69	3%	21%	36%	6%	6%	18%	48%	73%	18%	12%	33
70 or older	5%	9%	18%	5%	0%	18%	45%	45%	9%	27%	22
Highest Education											
High school or less	8%	15%	46%	0%	0%	0%	62%	62%	15%	8%	13
Technical school/Some college	4%	22%	26%	19%	15%	15%	37%	67%	11%	7%	27
College graduate	4%	21%	58%	4%	9%	14%	62%	79%	41%	9%	78
Postgraduate work	3%	14%	42%	4%	8%	22%	53%	70%	34%	16%	79
Children in HH											
Yes	3%	18%	61%	5%	11%	20%	59%	79%	58%	8%	66
No	4%	16%	38%	5%	8%	16%	52%	68%	20%	15%	128
Votes in Town Elections											
Never/occasionally Vote	5%	24%	29%	10%	14%	10%	48%	67%	33%	14%	21
Usually Vote	2%	20%	48%	3%	9%	11%	61%	73%	38%	6%	66
Always Vote	4%	15%	48%	6%	7%	21%	52%	73%	29%	15%	112
Distance to Work											
0 miles	0%	11%	18%	0%	0%	8%	45%	61%	21%	21%	38
1 to 10 miles	7%	4%	41%	7%	7%	26%	56%	63%	33%	11%	27
10 to 25 miles	1%	20%	59%	6%	11%	21%	56%	84%	37%	11%	70
25 to 40 miles	4%	23%	58%	0%	15%	12%	62%	69%	42%	12%	26
40+ miles	6%	35%	53%	12%	6%	6%	59%	71%	35%	6%	17
Years in Mont Vernon											
5 years or less	0%	21%	52%	9%	12%	15%	67%	79%	42%	9%	33
6 to 15 years	0%	9%	61%	6%	9%	17%	47%	76%	45%	11%	66
16 to 25 years	2%	27%	34%	0%	9%	11%	64%	77%	32%	14%	44
More than 25 years	11%	17%	33%	7%	6%	22%	46%	61%	13%	15%	54
Years in New Hampshire											
5 years or less	0%	17%	50%	8%	17%	8%	58%	75%	17%	8%	12
6 to 15 years	0%	10%	63%	7%	10%	32%	51%	76%	44%	10%	41
16 to 25 years	0%	16%	44%	3%	3%	6%	56%	75%	47%	9%	32
More than 25 years	6%	22%	40%	5%	8%	14%	53%	70%	27%	14%	111

APPENDIX B:
OPEN-ENDED RESPONSES

Q2o: How Great a need is there in Mont Vernon for the following recreational facilities? Other – Specify

- Swimming beach at pond.
- Summer activities.
- Access to ATV trails on town land for residents only. Everyone pays for open space land, not just the hikers and tree huggers!
- Sand volleyball, indoor dome
- Town Park
- Conservation land.
- Facilities ok already.
- Small playground other than school.
- Bike trails
- Bike paths would be nice, nice boulder, co.
- Bird Sanctuary
- Senior activities.
- Library/Rec Center
- Town park-playground, tennis court, a little something for all ages, there's plenty of open space
- More hours for offices
- Community bldg
- Outdoor winter/ice rink(not pond) safer sledding hill
- Bigger library
- Gazebo in Center
- Horse arena/riding ring
- Town park
- Basketball - indoor
- More gardens and plants
- Undeveloped land
- Basketball
- Community room
- Playground
- Meeting room
- Ice rink in McCollom field in winter for all
- Add bike path on Rt 13
- Park for kids
- Playgrounds
- Meeting/ gathering class space
- Playground

Q5o: How concerned are you about the following factors with regard to growth in Mont Vernon?

- Bringing in more taxable income.
- Decrease in overall quality of life. Move to Manchester if you want high density housing.
- No revenue generating businesses
- Too many town buildings.
- Live within the means of the tax base.
- Mass transit to Nashua & Manchester
- Loss of rural character
- Keeping rural character
- Oppose multi-family housing + cluster housing
- Some side roads are wearing away
- Keep Pomeroy farm running and ensure enough local silage
- Increased traffic
- Would like to see homes on main St remain historically accurate
- Tax relief over 65
- Care of stone walls
- Favor new library
- Historic Building (Home) preservation

Q9: Which road or intersection in Town poses the most serious threat to safety?

- 13 + purgatory
- 13 and Amherst rd.
- 13s + Amherst rd.
- Amherst rd. @ rt 13
- Amherst rd. and rt 13
- Amherst rd. and rt 13
- Amherst St/main St./purgatory rd.
- Amherst/purgatory rds off rt 13
- Corner of rt 13 + purgatory/Amherst
- Crossing 13 at purgatory to Amherst rd.
- Intersection of rt 13 and Amherst St.
- Purgatory & rt 13
- Purgatory + rt 13
- Purgatory rd and rt 13
- Purgatory/ rt 13
- Purgatory/Amherst rd./rte 13
- Rt 13 & Amherst/purgatory road
- Rt 13 & purgatory
- Rt 13 & purgatory rd.
- Rt 13 Amherst rd.
- Rt 13 and old Amherst
- Rt 13 and purgatory
- Rt 13 and purgatory
- Rt 13 at Amherst rd.
- Rt 13 at old Amherst rd.
- Rt 13/purgatory rd.
- Rt 13/purgatory rd. intersection
- Rt. 13 intersecting with Amherst rd. and purgatory rd.
- Rte 13, Amherst, purgatory
- Rte 13/purgatory
- Where Amherst meets Mont Vernon road, but mostly on Mont Vernon road with serious road pieces missing
- Excess speed on main St.
- Grand hill & rt 13
- Harwood rd. + rt 13
- Harwood/rt 13
- Kids crossing to karate on rt 13
- Lamson & rte 13
- Lamson and 13
- Lamson rd. and rt 13 turn into post office
- Levesque ln. And rte 13

- Marden way & rt 13
- Mt Vernon hill rt 13
- Route 13
- Rt 13
- Rt 13
- Rt 13
- Rt 13
- Rt 13
- Rt 13
- Rt 13 - 55mph out of town/resd. Neighborhood
- Rt 13 + francetown tpk
- Rt 13 all intersections
- Rt 13 due to volume and speed
- Rt 13 speed
- Rt 13 speed
- Rt 13 used as main street
- Rt 13/francistown trnpke
- Rt. 13 hill
- Rt. 13!! We need a rotary!
- Rte 13
- Rte 13 at library and memorial park
- Rte 13 hill in winter not cleared enough
- Rte 13+grand hill
- South on route 13 the 30 mph sign - another sign needed going down the hill?
- Speed limit too low on rt 13 hill
- Speeding on rt 13 + back roads
- Turning onto rt 13 from town buildings
- 122 + 101a
- 2nd left turn after library toward Amherst.
- Amherst rd.
- Amherst rd.
- Amherst road
- Amherst road
- Amherst road and main St
- Amherst rd. & carleton
- Any back road because too much traffic and people speed not fun to bike or walk on anymore.
- Carleton/Amherst rd. Intersection
- Cross rd.
- Dow rd. + purgatory (blind turn)
- Francetown turnpike
- Harwood and main St
- Hill
- Intersection purgatory hill-any intersection with a stop sign-no one stops!
- Kendall hill / new Boston

- Lamson rd. Horton rd. = blind view take right turn
- Main St
- Main street- old wilton
- Narrow dump road to horrible hallows
- Old Amherst rd.- speeders
- Old Amherst and Carleton
- Old Amherst and main
- Old Milford road - too narrow and windy
- Old wilton / wilton rd
- Purgatory
- South main & Amherst road
- Speeding on fran. Tp.
- Speeding on tater/kendall hill
- Transfer station road
- Village intersection
- Weston hill rd/too narrow
- Wilton Rd.

Q10: If the population grew substantially, what roads would need to be upgraded, or where would new roads need to be built?

- All
- All
- All of the major 2 roads
- All of them. No population growth=no problem.
- All roads
- All roads
- All roads should be paved first and foremost!
- All the town roads need to be paved!
- All town roads need to be upgraded!!
- Amherst Rd
- Amherst Rd
- Amherst Rd, Old Wilton Rd.
- Amherst Rd, Turnpike, Old Amherst, Broch Rd
- Amherst Rd., Old Amherst Rd, Old Wilton Rd.
- Amherst Road
- Amherst Road
- Amherst road by Hwy 13.
- Amherst road connecting town of Amherst to Rt 13 in Mont Vernon
- Amherst Road, Brook Road-Kendall Hill-Tates, Old Wilton Road
- Ask bucky!!!
- Beech Hill area, Tater street area
- Brook Rd, Beach Hill Road
- Bypass Rt 13 to 101
- Continue Rt 122 thru to Rt 13 North and out Frankestown Tpke
- Depends on area of growth
- Depends on growth location
- Depends on location
- Depends on where the growth is. Population won't grow without basic retail and other tax paying business. When business grows, population will follow and tax base will be in place to fund all aspects of growth.
- Dirt roads in town should be paved so there isn't all the added maintenance year road!
- DK
- DK
- DK/NA
- Do not update
- Don't approve high density housing-keep 5 acre minimums and the problem solves itself. No need for road upgrades if we don't have everyone moving to Mt. Vernon.
- Don't know
- Don't know enough to decide now
- Don't let the population grow substantially!! Restrict new home permits.
- Existing Main East/West Routes & Rt 13

- Explore how to log and get value out of the new Boston tracking station/M.V. land -use offset taxes. Cell tower(s) on land to generate income to offset taxes.
- First, you need a way to encourage population growth. Personally I don't think you need to worry for the next 10 years.
- Fracestown
- Fracestown Turnpike
- Fracestown Turnpike
- Fracestown Turnpike
- Fracestown Turnpike road needs to be paved again new roads off of it
- Fracestown Turnpike, Old Amherst Rd. I oppose new roads.
- General road maintenance should be sufficient.
- Have any dirt road upgraded to pavement by developer
- Hope that won't happen.
- I do not favor increase town size-just allowing some businesses-and am really upset about the permits that have been denied + the hard time the board has given to community members who want to do local, goo, non-intrusive business in town.
- I would avoid any new roads. The narrow roads keep things quiet and less developed.
- Just maintain existing roads better
- Limit growth so it becomes a ...point!
- Maintain dirt roads leave as they are
- Mason Brook Salisbury Cross Lamson
- Mont Vernon rd/Amherst Rd
- Most all of them
- N/A
- N/a
- N/a
- N/A
- Na
- Need to better focus on creating/maintaining high volume roads and to manage "small" roads so they stay "small" with low speeds. Do not "upgrade" all roads for safety/volume as that increases speed everywhere.
- New Boston rd.
- NO NEW ROADS EVER. Only paving and widening existing roads. (1) Pave to get people to and parking at upper Purgatory Falls. (2) Create an efficient route to Route 101 (using existing roads)(From my library, past my transfer station(Westin Hill Rd), Brook Road, Gavin Rd, Sprague Rd, Mack Hill Rd, Austin Rd to Route 101.
- None given expected population growth.
- Not sure
- Oh it has nothing to do with population growth, they suck now!
- Old Amherst and Amherst rds handle a lot of thru traffic to both Nashua and Manchester.
- Old Amherst Road, Old Mont Vernon-upgraded & maintained Tate-Kendall Hill, Boston Post
- Old Amherst, Mont Vernon Rd.
- Old Amherst, Purgatory Road, Rt 13
- Old Milford Road towards town

- Old Wilton rd.
- Old Wilton Rd and Old Milford Rd
- Old Wilton rd. from Rt. 4 13 to lyndeborough / Milford line
- Pave most gravel roads
- Purgatory
- Roads connecting town to schools.
- Route 13 should be developed and maintained as major traffic route; build left lane turn lane on Rt. 13 south so traffic can go left on old Amherst lane; widen Route 13/ old Amherst rd./ purgatory rd. intersection for safety visibility, improved traffic flow
- Rt 13
- Rt. 13- our Main St. Is not a Main St. It is a major state rotary/ commuter road
- Salisbury
- Salisbury Rd - all subdivision roads need to be built to town specs with no exception of any element
- Tate upgraded.
- Tater St, Amherst St, Wilton/Old Wilton Rd, Weston Hill
- Turnpike
- Up the speed limit on Francestown
- Upgrade - Francestown Turnpike No - new roads
- Upgrade Amherst Rd
- Upgrade dirt roads. They are not maintained well at all.
- We don't want new roads
- West side of town
- Weston Hill in front of dump
- Weston Hill, Gregory, Old Milton, N. Purgatory
- Will need more fields for this
- Wilton Rd is turning into a highway, slasbury could connect to Purgatory.

Q16: I move to / live in Mont Vernon because...(Other-specify)

- Close friends
- Country feel/space
- New home construction
- Small town feel
- Purchased bank owned home.
- Farming and real country life
- Rural character
- Work
- Found property
- No choice in the matter!
- Retirement
- Purchased farm
- Came as a child
- Inheritance
- My house
- Large lot available
- Isolation
- Marriage to a native
- Near private school
- Low population and get out of city
- Liked the house
- Liked the house we bought
- House we bought happened to be here

Q22: Is there anything else you would like to share with the Town of Mont Vernon?

- Need to increase police officers, improve library, support businesses to the area to bring in tax money, wind turbine energy & reduce taxes -->they are unaffordable!
- Please keep our taxes down/Recycle mandatory at local transfer station/Send our kids to Milford instead of Amherst/Cheaper taxes/You are making our elderly/young generation forced out of town/Foreclosure on their homes.
- Something HAS TO BE DONE about the \$22,500 cost per student at Souhegan High School -- among the highest in the country
- We already have a trailer park in town. We don't need any more "affordable housing" or "cluster" housing. Do Not be bullied by the "affordable housing" crowd!
- Increase speed limits 5mph on Rt 13 and Francestown Trpk.
- All future plans should be implemented with it generating revenue or reducing taxes. No other solution should be considered for at least 5 years after implementation. 100% focus on revenue for the next 5 years should be the plan.
- MVVS motto is "meeting the needs of all students" yet there is no support for advanced students. There seems to be an overabundance of personnel and programs for remedial and special needs students though. We are considering moving because of this.
- Please work with Amherst to get Mont Vernon Rd repaved. It is destroying our cars!
- Did not understand question 14.
- Souhegan H.S. is a total joke-"Freshmen Algebra Curriculum=pass out handouts and sit in front of computer on internet + eat popcorn (my son's teacher did this!! We removed him from that drug ridden place + sent him to a prep school-How's about a refund for services billed + not received!- Souhegan High School-I pay 25k year property taxes, yet am forced to spend another 50k per year in private school expenses to assume my son a quality education. I will be selling my properties as a result, as I will not fund the joke known as Souhegan High School. Example #1, High School Freshmen Algebra - The teacher passes out handouts, then proceeds to the front of the class and eats popcorn and surfs the internet.
- Taxes are too high.
- Help landowners preserve their open space + woods. Control \$\$ locally. Fewer taxes on social programs, neighbors help neighbors voluntarily.
- Used to be nice 2 yrs. ago/now it's no so nice!
- Strongly oppose moving grades 7/8 to Mont Vernon, Big step backward.
- Town government...to the irrational desires of the ...and not the needs of the people. Not the desires of the many. However, the many do not really care as evident in their lack of desire to vote. It is embarrassing that the speaker of the house is from Mont Vernon.
- Define: substantial population growth. What do our existing services + infrastructure support in terms of population? How close are we to reaching/exceeding our infrastructure capacity?
- In the past 4 yrs., there have been several plans that have never been followed. Why do another one to leave on a shelf?
- I miss the metal pile at the dump-there was a lot of reuse materials in it. Had children in the school for many years-I like the school system. Also I think Saturdays at the dump are tough-maybe open at 7:00am?
- I love Mt. Vernon <3
- Taxes cannot continue to rise.

- What authority/weight will get another Master Plan home in Mont Vernon? To date it has been largely ignored and put on the shelf!
- Please don't adopt a "fake" country person --pumpkin festivals--keep country life real and available. Keep housing to appropriate home-not mansions on small lots! Keep town rules out of our homes-meaning things that prevent enjoyment of our rural ways-help people learn to STOP at stop signs-it's become dangerous. Don't manage us to death.
- Don't want another bedroom community like Amherst and Litchfield. Stop big developers!!! Or increase their contribution towards services that put increased tax burden on residents.
- Change transfer station hours Mon-wed-Friday 3pm-7pm, Saturday 8am-4pm
- The largest concern that most of us in town have is that R.E. taxes being so high in that it will force me out of town. We need to add a commercial base to taxes and also taxes need to be about 30% from current. Retired individuals need a larger tax break as well, especially if they have lived here 10 yrs. or more.
- We moved here for the small town family feel that Mont Vernon has. We'd like to see it remain that way.
- Keep school taxes low
- Please don't mess with the rural character of the town.
- I am more concerned with upgrading police department than additional hiking trails. Trails can be maintained on a volunteer basis. Our police force needs new/larger/updated space and equipment. They work more than fire department and the fire station is ridiculously overdone!
- Taxes are hurting the retired home owners!
- Property taxes are getting to be a real burden as we are retired. We should appreciate as more realistic tax exemption for the elderly.
- Build a fence around transfer station. Rebuild water tower on main St.
- Yes, the taxes are killing us. Pretty soon as if not already you will see that senior citizens can no longer afford to live here. Over 30 years I have paid over \$25,000 in R.E. taxes-this is absurd. I hate Mt. Vernon.
- Recreation facility is necessity, develop park type land.
- Eliminate M.V. police dept. Contract with Amherst or Milford P.D. We can get more hours of coverage for less or same budget. Will not have any overheard car equipment, civil personnel maintenance, retirement, loss of coverage due to training. Having a chief for a 3 or 4 man dept. is silly.
- If library upgraded, should include community space function room for various groups to use.
- We are a town with no gas pumps, garage, restaurants, + very small business. We don't seem to be very business friendly. Would like to see more opportunity + acceptance for home business. Space for community gardens + farmer's market. Hopefully "Fish Bones" will sell pizza!
- Keep taxes town + school at an even keel.
- Do not change rurality of town!!! Limit new housing permits.
- Regarding your questions for town admin/community services. Selectmen's office is very helpful. Town clerk's office is rude and needs much improvement. Town clerk's is a poor reflection on the town of Mont. Vernon.
- We need more sports programs for our kids.
- Mont Vernon is a great town with caring + amazing people. I think we deserve more in this town for the price we pay to be here. I think too much of our tax money goes to Amherst. Why do we have to pay to use their library and we are considered a non-resident.

- The residents show great character and unity. There is a friendly cooperative and reasonably united quality about the town. I applaud all the officials, workers, employees and residents for their committed efforts to improve while maintaining the "quality of life" for all living, working, and...In our "community."
- Good luck!
- Why are the women in the town reg. Offices always so rude and condescending?
- The tax rate is causing people to rethink living here. The public education is NOT a value and severely lacking across the board. We pay too much and receive too little.
- There is a need for a new expanded library.
- We love living here!
- High priority to reduce property taxes. Souhegan High School was terrible; we had to send our children to private school. There is no need for a new library with technology changes.
- Businesses like a golf course, restaurants, book store, pottery studio offering classes, etc. Should all be recruited for our village! It is the only solution to our oppressive taxes. Yet the zoning board is actively denying these types of applications. Insane.
- Don't raise taxes
- I like rural Mont Vernon - we don't need the fancies some yuppie newcomers want
- Is the toilet fixed in the Police building?
- Would like to see reassessment of our tax base
- The planning board limits small businesses and actually discourages and opposes them, yet they don't want taxes to go up. They need to allow small local businesses to come in and help with tax strain on residents.
- Want own school for grades 7-12
- Need to preserve nature yet meet needs of children and residents for nature/walks + recreation
- Would love to see a restaurant/pizza place somewhere to go to see neighbors + other town residents
- Police in this town need a serious attitude adjustment - they work for us! How about being polite and courteous for starters! Try becoming tactically and technically alert and try interfacing with the community. Rude comments on the telephone when a propane truck flipped on Taryn Rd. We're not appreciated. Cut the police dept. it's getting too big!
- As the last time we made a master plan and it was not followed - Why are we doing it again?
- I favor a state income tax to help property owner's deal with a hopefully more equitable taxation. Large fines for littering! Small town police need more education and equitable pay. Need bike lanes on all roads (I know, a pipe dream). More encouragement/incentives for alternative energy.
- We need a good website and to put selectmen, PB, CC meetings on cable TV.
- Elementary school curriculum is poor - behind in math? Readings in AMS. Property taxes too high.
- Public sector employees and teachers benefits-healthcare-pensions should be indexed to private sector and not guaranteed.
- There should be an annual fee for all home businesses, funds to be used for expansion and control.
- Couple of condor
- Keep Mont Vernon rural - do not let it become suburban. Traffic flow affects quality of life as do those who want huge houses and low taxes so they don't support the schools. Also, leave education decisions to professionals, not to tax cutters who are only self-interested. Fund committees that bring excellence to town (Spring Gala, beautification, etc.)
- Would like to keep quiet rural setting. I would be happy if another home was never built. I would like to see homes on Main St. Fixed up but only if kept historically accurate.

- The contract with Amherst HS (SAU) is detrimental to the town and its existence.
- We love this little town after one year. We could use an eatery so we don't have to travel to Amherst or Milford all the time.
- We moved from Londonderry because of over development. We hope Mont Vernon maintains its character.
- Change speed limit on Rte 13 to 40 mph. This is a speed trap.
- I believe it is very important that we support public services. We need to pay all taxes necessary to provide the best services for our community.
- I love our town!
- The decision makers and enforcers favor themselves and not the best interest in the heart of the community.
- Better use of Lamson Farm - no more buying open land other than possible use for future schools or town services
- The town has too much open space now! Cut the school spending, that is what is driving the tax rate up and they always seem to turn back a lot of the money, we have had to raise in taxes, Mont Vernon never should have joined with Amherst in the Souhegan district.
- A new library would meet the needs of a large meeting area and a space for special events and entertainment that could take place in town.
- I love the small town feel of Mont Vernon. I would not like to see the landscape change but a small restaurant or shop would be nice. I don't like to see all the giant houses going up.
- Please allow heritage commission to preserve historic water towers
- Mt Vernon is a unique small town. I like the present zoning laws quit rural character of the town.
- Citizens become part of the town, get involved and volunteer
- It's getting to big. To many city people, unpaid taxes need to be addressed. Too many are over a year of no money that should not be accepted.
- Reduce motorcycle noise on rt 13. Eliminate the post office
- More open space helps to control buildings. Which also helps keep rural character.
- Have a welcome/meet your neighbors perhaps once a quarter or biannual, especially for people/families who have just moved into town.
- Questions 17, 18, 19 do not apply to the information you are trying to evaluate
- Need a good website where public notices can be posted. Perhaps have public notices posted on Facebook. I would like to stop getting the Milford Cabinet because all I do is check for notices. It would be nice to have a few more apartments but not large brick complexes, just smaller units with a few apartments. I really like the character of the old homes that were converted to apartments Would love alternative energy creation in MV.
- Clear the sidewalks in winter so it's safe to walk around town! What would be housed in a new municipal building?
- Every individual adult in town needs to fill out this questionnaire. If you paid someone to come up with this form, we hope it wasn't much.
- I think we need some small businesses to help offset the tax rate, which is really high.
- Preservation of the rural character is essential to Mont Vernon. Urban sprawl is a real threat that is special here!
- Open town offices and transfer station on Friday, close Monday instead. Change town meeting to a ballot vote.
- Let's work together to create a community where people will thrive in a post-petroleum world.

- Tax rate too high
- We need a night police presents
- We need to control the taxes
- Allow more cell phone towers!
- We enjoy this town very much; a small restaurant would add to our town, the kids need a skateboard park.
- Town would benefit from setting up a committee to study & implement long-term financial structure such as implement new tax structure that would include commercial / Lt. Manufacturing; seek out new revenue sources or way to cut current spending, such as regionalization with regards to fire, police, public works & library.
- Beautiful town. We are happy to be new residents.
- Would love to see small shops and cafe's etc. In the village! Also sports and recreation fields, parks etc.
- Increase single family building lot (acres) to say 2.5 -5 (acres)
- Really need to do something with town administrative buildings. Both are in poor repair (McCollum & Town Hall). Need to abandon one and renovate the other or abandon both a new town hall.
- We need to establish a town center that invites pedestrian use and some commercial business. Taxes must go down.

APPENDIX C:
SURVEY INSTRUMENT

MONT VERNON COMMUNITY INPUT SURVEY

As part of the process of updating the Town of Mont Vernon's Master Plan, the Mont Vernon Planning Board is seeking your opinion. Please take a few minutes to share your views by completing this confidential survey. Circle the number that best represents your response. If you are not sure, or if a question does not apply to you, circle the "DK/NA" response. Your input is critical to this process and will help the shape the future for Mont Vernon.

The UNH Survey Center is compiling survey responses to ensure their confidentiality. Responses will be tabulated and a report of the results will be compiled and presented to the Town at a public meeting. The results of this survey will help our elected and volunteer community leaders develop and prioritize the implementation of the Master Plan to shape the future of the Town of Mont Vernon.

Please return your completed survey on or before May 31st, 2011 so that your opinions can be included in the compiled results. Simply close and tape together (do not staple) the completed survey so that the UNH Survey Center address is showing and place it in the mail. For your convenience return postage is prepaid. Should you have any questions or concerns, please feel free to email mvplanningboard@yahoo.com. Thank you in advance for your assistance and cooperation. We truly value your opinion.

Sincerely, **The Mont Vernon Planning Board**

Community Facilities/Services

1) Please rank the following Town facilities or services *that you have used*.

	POOR	FAIR	GOOD	EXCELLENT	DK/NA
a) Mont Vernon Village School facilities	1	2	3	4	9
b) Fire/rescue service	1	2	3	4	9
c) Police service – McCollom building	1	2	3	4	9
d) Daland Library	1	2	3	4	9
e) Road maintenance	1	2	3	4	9
f) Transfer station/recycling	1	2	3	4	9
g) Town administration	1	2	3	4	9
h) Town website	1	2	3	4	9

2) How great a need is there in Mont Vernon for the following recreational facilities?

	DEFINITELY DON'T NEED	DON'T REALLY NEED	NEUTRAL	SOMEWHAT NEEDED	GREATLY NEEDED	DK/NA
a) Recreational trails	1	2	3	4	5	9
b) Fishing and hunting areas	1	2	3	4	5	9
c) Additional playing fields	1	2	3	4	5	9
d) Other – Specify _____	1	2	3	4	5	9

Economic Development

3) What is your opinion of the following types of development in Mont Vernon?

	Strongly Oppose	Oppose Somewhat	Neutral	Favor Somewhat	Strongly Favor	DK/ NA
a) Professional offices	1	2	3	4	5	9
b) Small retail stores	1	2	3	4	5	9
c) Restaurants/food service	1	2	3	4	5	9
d) Light manufacturing / Technology business	1	2	3	4	5	9
e) Home businesses	1	2	3	4	5	9
f) Expanding existing businesses	1	2	3	4	5	9
g) Expanding limited commercial zoning	1	2	3	4	5	9

General Planning

4) Please indicate how high a priority you place on each of the possible goals/activities for Mont Vernon.

	Not A Priority	Low Priority	Medium Priority	High Priority	Very High Priority	DK/ NA
a) Improving the affordability of housing	1	2	3	4	5	9
b) Controlling local property taxes	1	2	3	4	5	9
c) Improving educational system	1	2	3	4	5	9

5) How concerned are you about the following factors with regard to growth in Mont Vernon?

	Not at All Concerned	Not Very Concerned	Somewhat Concerned	Very Concerned	DK / NA
a) Too rapid increases in required Town services	1	2	3	4	9
b) Future water needs of the Town	1	2	3	4	9
c) The need to balance Town budget against tax rate	1	2	3	4	9
d) Loss of open space	1	2	3	4	9
e) Too rapid increase in school enrollment	1	2	3	4	9
f) Existing character/flavor of the Town	1	2	3	4	9
g) Increase burden on emergency services	1	2	3	4	9
h) Preserving historical sites/buildings	1	2	3	4	9
i) Other-Specify _____	1	2	3	4	9

Natural Resources

6) Please indicate how high a priority you place on each of the possible goals/activities for Mont Vernon's natural resources.

	Not A Priority	Low Priority	Medium Priority	High Priority	Very High Priority	DK/ NA
a) Protecting stream quality and drinking water supplies	1	2	3	4	5	9
b) Preserving open spaces -- fields, forests, & farms	1	2	3	4	5	9
c) Protecting wetlands	1	2	3	4	5	9
d) Protecting wildlife habitat	1	2	3	4	5	9
e) Protecting views of hills and mountainsides	1	2	3	4	5	9

Housing

7) What is your opinion of the following methods for guiding and managing growth, and assisting with added diversity of housing, in Mont Vernon?

	Strongly Oppose	Oppose Somewhat	Neutral	Favor Somewhat	Strongly Favor	DK/ NA
a) Permit increased residential density in the Town center and other built up areas	1	2	3	4	5	9
b) Promote the creation of village centers or clusters for higher density residential and commercial development	1	2	3	4	5	9
c) Permit smaller single-family building lots as a bonus for creating affordable housing	1	2	3	4	5	9
d) Permit duplexes	1	2	3	4	5	9
e) Permit apartments	1	2	3	4	5	9
f) Permit mixed-use development (Single-family, multi-family and commercial uses in one development)	1	2	3	4	5	9

Community Design

8) What is your opinion on the following additions to Mont Vernon?

	Strongly Oppose	Oppose Somewhat	Neutral	Favor Somewhat	Strongly Favor	DK/ NA
a) Expand Village School to include K-8	1	2	3	4	5	9
b) New municipal building	1	2	3	4	5	9
c) New library	1	2	3	4	5	9
d) Upgrading existing municipal buildings	1	2	3	4	5	9

9) Which road or intersection in Town poses the most serious threat to safety? _____

10) If the population grew substantially, what roads would need to be upgraded, or where would new roads need to be built?

11) How far do you travel to work?

(1) 0 miles (2) 1 to 10 miles (3) 10 to 25 miles (4) 25 to 40 miles (5) 40+ miles

12) Please indicate how high a priority you place on each of the possible goals/activities for Mont Vernon.

	Not A Priority	Low Priority	Medium Priority	High Priority	Very High Priority	DK / NA
a) Improve road conditions	1	2	3	4	5	9
b) Create connected pedestrian walkways	1	2	3	4	5	9
c) Pave gravel/dirt roads	1	2	3	4	5	9
d) Eliminate construction of new private roads	1	2	3	4	5	9
e) Designate scenic roadways	1	2	3	4	5	9
f) Encourage alternative energy creation in Mont Vernon	1	2	3	4	5	9

Education

13) Please rank the following aspects of the Mont Vernon Village School (K-6):

	POOR	FAIR	GOOD	EXCELLENT	DK/NA
a) Elementary school curriculum	1	2	3	4	9
b) The ability of MVVS to meet the space needs of its students	1	2	3	4	9
c) Building security	1	2	3	4	9
d) Athletics program	1	2	3	4	9

14) Currently the Town of Mont Vernon is joined with Amherst in the Souhegan district; please answer the following questions with that in mind. What is your opinion of the following features as they relate to the High School?

	Strongly Oppose	Oppose Somewhat	Neutral	Favor Somewhat	Strongly Favor	DK/ NA
a) Control of education spending	1	2	3	4	5	9
b) Control over curriculum decisions	1	2	3	4	5	9
c) Vocational/Technical program	1	2	3	4	5	9
d) Advanced Placement program	1	2	3	4	5	9
e) Variety of extracurricular activities	1	2	3	4	5	9
f) Extracurricular activities available to students of all abilities	1	2	3	4	5	9
g) Long-term (20+ year) solution	1	2	3	4	5	9

About You and Your Family

15) How long have you lived in Mont Vernon? _____ Years in New Hampshire? _____ Years

16) I moved to/live in Mont Vernon because ... (Circle the numbers of all that apply.)

(1) Born here	(2) Affordable housing	(3) Visual appearance	(4) Tax structure	(5) Recreation
(6) Job / Employment	(7) Location	(8) Quality of life	(9) Schools	(10) Other: _____

17) What is your age? _____ Years

18) Are you ... (1) Female (2) Male

19) What is your highest level of education among the adults in your household?

(1) Some high school or less	(2) High school graduate (or GED)	(3) Technical school
(4) Some college	(5) College graduate	(6) Postgraduate work

20) Do you have school age children? (1) Yes (How old? _____) (2) No

21) How frequently do you vote in Town elections? (1) Never vote (2) Occasionally Vote (3) Usually Vote (4) Always


22) Is there anything else you would like to share with the Town of Mont Vernon?



DURHAM NH 03824-9987
73 MAIN STREET
HUDDLESTON HALL
UNIVERSITY OF NEW HAMPSHIRE
THE SURVEY CENTER

POSTAGE WILL BE PAID BY ADDRESSEE

BUSINESS REPLY MAIL
FIRST-CLASS MAIL PERMIT NO. 2 DURHAM NH



NO POSTAGE
NECESSARY
IF MAILED
IN THE
UNITED STATES



801175



If you have additional comments about the survey, please contact us. If you or someone else in your household would like to get involved with projects or activities in Mont Vernon, please write your name, address and phone number on a separate piece of paper, and mail it to the Town of Mont Vernon/Survey, c/o Mont Vernon Planning Board, P.O. Box 54, Mont Vernon, NH 03057.

The Survey Center
University of New Hampshire
Huddleston Hall
73 Main Street
Durham, NH 03824-9987

Current Resident
Mont Vernon, NH 03057